

**SOLID WASTE
MANAGEMENT PRACTICES
IN
MISSOURI MUNICIPALITIES**



Growing Our Communities Together

Revised December 2004
Price: \$20
(Single copies available to
member cities at no charge)

Published by
Missouri Municipal League
1727 Southridge Drive
Jefferson City, MO 65109

TABLE OF CONTENTS

Introduction	1
Solid Waste Collection	2
Type of Collection System	2
Frequency of Residential Pickup	3
Special Pickups	3
Point of Pickup.....	3
Limitations on Refuse Collected.....	3
Municipal Collection	4
Mandatory Service	4
Crew Size.....	4
Contractor Collection	5
Mandatory Service	5
City Collection of Hauler's Bills.....	5
Administration Fee for Collection of Bills.....	6
Private Collection	6
City Regulates Haulers	7
Types of Regulation	7
Collection Equipment.....	8
Collection Vehicles.....	8
Container Specifications.....	8
Open Burning.....	9
Fines	9
Fines for Violations.....	9
Financing the Solid Waste System.....	9
Method of Financing.....	10
Residential Rates	10
Method of Collecting Bills	11
Penalty for Nonpayment.....	11
Publicly Owned Solid Waste Landfills and Transfer Stations.....	12
Disposal Privileges.....	12
Management and Operation.....	13
Landfill Scales.....	13
Transfer Stations	13
Affects of Subtitle D	14
Financial Operations	14
Use of Private Landfills	15

Resource Recovery/Recycling.....	15
Recycling Operations.....	15
Mandatory Recycling Program.....	16
Materials Collected	16
Recycling Awareness Activities	17
City Purchases Recycled Products.....	17
Charge for Recycling Collection	18
Annual Revenues and Costs	18
Financial/Technical Assistance	19
Collection Practices.....	20
Who Pays for Containers	20
Markets	21
Local Markets.....	22
Private Recycling Facilities.....	22
City Operates Composting Facility.....	22
Reason for Not Composting	23
Use of Compost.....	23

CHARTS, TABLES and APPENDIX

Table I – Collection Practices.....	24
Table II – Municipal Collection	34
Table III – Contractor Collection.....	36
Table IV – Private Collections.....	44
Table V – Collection Equipment.....	47
Table VI – Financing I.....	63
Table VII – Financing II.....	73
Table VIII – Public Owned Landfills I.....	80
Table IX – Public Owned Landfills II	84
Table X – Public Owned Landfills III	85
Table XI – Privately Owned Landfills.....	86
Table XII – Resource Recovery I	88
Table XIII – Resource Recovery II	107
Table XIV – Resource Recovery III	112
Table XV – Resource Recovery IV	117
Table XVI – Resource Recovery V	119
Table XVII – Composting	125
Appendix – Solid Waste Management Questionnaire	134

INTRODUCTION

The Missouri Municipal League conducted a survey to study the various policies and rates for collection and disposal of solid waste in 1994. Since that time, many cities have changed their rates and policies for collection and disposal of solid waste. This bulletin is designed to provide information on current solid waste management practices in Missouri municipalities.

A questionnaire was sent to 626 Member municipalities. A total of 422 were returned for a response rate of 67 percent.

This publication contains information on many aspects of solid waste management. Major tables provide information on collection systems, rates and variables affecting the rates, container and refuse requirements, equipment regulations, disposal practices and rates and recycling and composting practices.

The material provided by responses to the questionnaire has been recorded as accurately as possible. In some instances, however, it was necessary to interpret the information and the possibility for inaccuracies in this publication is admitted. It also is possible that because of the delay between obtaining the information and final publication, some cities have altered their systems.

We hope the information contained in this publication will prove useful and current. The League sincerely appreciates the cooperation of municipal officials in contributing information for this publication. The League staff welcomes your suggestions or corrections.

SOLID WASTE COLLECTION

Solid waste collection in Missouri municipalities is handled by using three basic systems: by the municipality, through a contractor or through a private service. In some larger municipalities a combination of these methods is used.

Type of Collection System

Of those responding, 66 cities (16%) use the municipal collection systems, 250 cities (59%) use the contractor collection method and 114 cities (27%) use the private collection system or a combination of these methods.

Summary Table No. 1 (See Table I)

Type of Collection System

	Over 10,000 (N= 52)		5,000-10,000 (N= 39)		Under 5,000 (N= 331)		Total (N= 422)	
Municipal	13	25%	8	21%	45	14%	66	16%
Contract	24	46%	23	59%	203	61%	250	59%
Private	20	38%	15	38%	79	24%	114	27%

Note: Some cities report using several collection methods.

The type of collection system used by municipalities has not changed much in the last 10 years. In 1994, 16% of the cities responding collected the solid waste within their jurisdiction. The percentage in 2004 was 16%. Sixty-one percent of cities had contract collection in 1994 compared to 59 percent in 2004. Private collection in cities dropped from 36% in 1994 to 27% in 2004.

Comparison Table No. 1a

Type of Collection System

	1994	2004
Municipal	16%	16%
Contract	61%	59%
Private	36%	27%

Note: Some cities report using several collection methods.

Frequency of Residential Pickup

Of the 364 municipalities responding, 312 cities (86%) indicate that solid waste is collected from residences once per week, 48 cities (13%) state solid waste is picked up two times per week and four cities (1%) report another collection frequency. Larger

communities are more likely to provide pickup twice a week than the smaller municipalities.

The respondents indicate that pickups from commercial establishments vary from one to six times per week with some collected on an “on request” basis.

**Summary Table No. 2
(See Table I)**

Residential Pickup Frequency

Pickups Per Week	Over 10,000	5,000-10,000	Under 5,000	Total
1	38 (78%)	28 (80%)	246 (88%)	312 (86%)
2	11 (22%)	7 (20%)	30 (11%)	48 (13%)
Other	0 (0%)	0 (0%)	4 (1%)	4 (1%)
No. Reporting	49	35	280	364

Special Pickups

Many municipalities arrange special pickups of large quantities of waste, bulky items or hazardous wastes. Of the 380 responding, 248 cities (75%) provide for special pickups. These pickups vary in frequency from one per year to an “on request” basis.

**Summary Table No. 3
(See Table I)**

Special Pickups

	Over 10,000	5,000-10,000	Under 5,000	Total
Yes	34 (72%)	27 (75%)	223 (77%)	284 (75%)
No	13 (28%)	9 (25%)	68 (23%)	96 (25%)
No. Reporting	47	36	291	380

Point of Pickup

In the past, cities allowed the residents to select the location of the pickup, frequently requiring more time and effort on the part of the collection crews. To improve efficiency in recent years, cities designated the pickup point, with the majority requiring the containers to be placed at the curb. Of the 386 responding, 363 cities (94%) designate a curbside location for pickup. (See Table No. 1 for additional information.)

Limitations on Refuse Collected

Most municipalities place limits on the size and weight of the solid waste containers. The maximum container size ranges from 15-90 gallons with the most common being 35

gallons. The maximum weight per container ranges from 30-75 pounds with the most common being 50 pounds.

MUNICIPAL COLLECTION

Mandatory Service

There are many advantages to requiring all residents to use and pay for the solid waste collection service: the community appears cleaner, open dumping is greatly reduced and the price per household is significantly lower.

The disadvantages of a mandatory requirement are opposition by residents and the ordinance is difficult to enforce if a private collection system is used versus the municipal or contractor method.

Of the 77 cities with the municipal collection system, 66 cities (86%) have made the service mandatory for residents.

**Summary Table No. 4
(See Table II)**

Mandatory Service

	Over 10,000	5,000-10,000	Under 5,000	Total
Yes	13 (%81)	8 (89%)	45 (87%)	66 (86%)
No	3 (19%)	1 (1%)	7 (13%)	11 (14%)
No. Reporting	16	9	52	77

Mandatory municipal-provided service has increased slightly over the past 10 years. Of the cities responding in 1994, 85% had mandatory service. In 2004, 86% had mandatory service.

Comparison Table No. 4a

Mandatory Service

	1994	2004
Yes	85%	86%
No	15%	14%

Crew Size

The most common crew size per truck is two with 27 municipalities reporting this crew size. 18 report a crews size of three. Nine cities report they use a crew of one, and one city report they use a crew of four. (See Table III for additional information.)

CONTRACTOR COLLECTION

Mandatory Service

Of the 290 cities reporting that they contract with one or more haulers to collect the solid waste in their cities, 250 cities (86%) require the citizens to use the service and/or pay the service fee. Forty cities (14%) do not require the residents to take the service.

**Summary Table No. 5
(See Table III)**

Mandatory Collection

	Over 10,000		5,000-10,000		Under 5,000		Total	
Yes	24	(83%)	23	(88%)	203	(86%)	250	(86%)
No	5	(17%)	3	(12%)	32	(14%)	40	(14%)
No. Reporting	29		26		235		290	

Like mandatory service provided by the municipality, mandatory contractor-provided service has increased slightly over the past 10 years. In 1994, 78% of the responding cities reported they had mandatory service and in 2004 this increased to 86%.

Comparison Table No. 5a

Mandatory Service

	1994	2004
Yes	78%	86%
No	22%	14%

City Collection of Hauler's Bills

Of the 256 cities responding, 185 cities (72%) state they collect the bill and pay the hauler a specific amount. In general, the small communities are much more likely to collect the bill for the hauler. Only 44% of the cities over 10,000 population collect the bill, while 78% of the cities under 5,000 population collect the bill for the hauler.

**Summary Table No. 6
(See Table III)**

City Collects Hauler's Bills

	Over 10,000		5,000-10,000		Under 5,000		Total	
Yes	11	(44%)	12	(55%)	162	(78%)	185	(72%)
No	14	(56%)	10	(45%)	47	(22%)	71	(28%)
No. Reporting	25		22		209		256	

In 2004, 72% of responding cities collect hauler's bills compared to 66% in 1994.

Comparison Table No. 6a

City Collects Hauler's Bills

	1994	2004
Yes	66%	72%
No	34%	28%

Administration Fee for Collection of Bills

If the city collects the bill for the hauler, a majority of the cities charge a fee to cover their cost to provide this service. Of the 193 municipalities reporting, 131 cities (68%) charge and administrate fee, while 62 cities (32%) do not.

The fee charged on each bill ranges from .10 - \$2.00. A few cities charge a percentage of the bill, which range from a low of 2% to a high of 10%.

**Summary Table No. 7
(See Table III)**

Administrative Fee

	Over 10,000	5,000-10,000	Under 5,000	Total
Yes	8 (67%)	9 (69%)	114 (68%)	131 (68%)
No	4 (33%)	4 (31%)	54 (32%)	62 (32%)
No. Reporting	12	13	168	193

PRIVATE COLLECTION

City Regulates Haulers

Cities can regulate private haulers in a number of ways: limit the type of equipment used in city streets, require a business license, limit the number of haulers, require the haulers to purchase insurance, etc.

A minority of the responding municipalities regulate the private hauler in their communities. Of the 116 municipalities reporting, 42 cities (36%) do regulate haulers.

In general, the larger the community the more likely it enforces regulations on private haulers.

Summary Table No. 8
(See Table IV)

City Regulates Private Haulers

	Over 10,000	5,000-10,000	Under 5,000	Total
Yes	18 (\$86)	8 (53%)	16 (20%)	42 (36%)
No	3 (\$14)	7 (47%)	64 (80%)	74 (64%)
No. Reporting	21	15	80	116

Types of Regulation

Of the 83 cities reporting they regulate the haulers in their communities, 31 cities (37%) require a truck license fee to be paid to the city; three cities (4%) limit the number of license let to haulers; and 37 cities (49%) require the haulers to purchase insurance.

Summary Table No. 9
(See Table IV)

Types of Regulation

Tuck License Fee	Over 10,000	5,000-10,000	Under 5,000	Total
Yes	15 (75%)	6 (55%)	10 (19%)	31 (37%)
No	5 (25%)	5 (45%)	42 (81%)	52 (63%)
No. Reporting	20	11	52	83
Hauler Licenses Limited	Over 10,000	5,000-10,000	Under 5,000	Total
Yes	1 (5%)	0 (0%)	2 (5%)	3 (4%)
No	19 (95%)	11 (100%)	42 (95%)	72 (96%)
No. Reporting	23	11	44	75
Insurance Required	Over 10,000	5,000-10,000	Under 5,000	Total
Yes	13 (65%)	8 (73%)	16 (36%)	37 (49%)
No	7 (35%)	3 (27%)	29 (64%)	39 (51%)
No. Reporting	20	11	45	76

COLLECTION EQUIPMENT

Collection Vehicles

Of the 362 cities responding, 47 cities (13%) report regulations for collection vehicles. Some cities require vehicles to be leak proof, watertight, enclosed, packer-type, etc.

A majority of the cities responding report the collection vehicles used in their cities are the packer-type.

Summary Table No. 10 (See Table V)

Regulations for Collection Equipment

	Over 10,000	5,000-10,000	Under 5,000	Total
Yes	14 (29%)	6 (18%)	27 (10%)	47 (13%)
No	34 (71%)	28 (82%)	253 (90%)	315 (87%)
No. Reporting	48	34	280	362

Container Specifications

Many cities regulate the type of solid waste containers to be used. These regulations cover size in gallons, type, handles, covers, weight, etc.

Container size requirements vary, but establishing a maximum number of gallons is the most common. Some municipalities require containers to be constructed of galvanized metal, rubber, fiberglass or plastic that does not become brittle in cold weather.

Handles are required by 10% (36 of 355) of the municipalities responding; 37% (10 of 17) of the municipalities over 10,000 population, 22% (4 of 18) of the municipalities between 5,000-10,000 population and 20% (22 of 110) of the municipalities under 5,000 population.

Summary Table No. 11 (See Table V)

Container Specifications

	Over 10,000	5,000-10,000	Under 5,000	Total
Yes	35 (76%)	22 (59%)	143 (53%)	200 (56%)
No	11 (24%)	15 (41%)	129 (47%)	155 (44%)
No. Reporting	46	37	272	355

Open Burning

Of the 362 cities responding, 124 (34%) completely prohibit open burning of refuse and yard waste. One hundred-fifty cities (41%) allow the burning of yard waste only, 86 (24%) allow burning of both refuse and yard waste and two cities (1%) allow burning of refuse only.

Summary Table No. 12 (See Table V)

Open Burning

	Over 10,000	5,000-10,000	Under 5,000	Total
Refuse Only	1 (2%)	0 (0%)	0 (0%)	1 (1%)
Yard Waste Only	12 (24%)	11 (31%)	127 (46%)	150 (41%)
Refuse and Yard Waste	4 (8%)	2 (6%)	80 (29%)	86 (24%)
None	32 (65%)	22 (63%)	70 (25%)	124 (34%)
No. Reporting	49	35	278	362

FINES

Fines for Violations

The majority (76%) of the municipalities reporting levy fines for burning refuse. In fact, 33% of cities (24 of 29) over 10,000 population enforce fines for violations, 88% (22 of 25) of the cities with populations between 5,000-10,000 assess fines and 72% (105 of 145) of the cities under 5,000 population levy fines for violations.

Summary Table No. 13 (See Table V)

Fines for Violations

	Over 10,000	5,000-10,000	Under 5,000	Total
Yes	24 (83%)	22 (88%)	105 (72%)	151 (76%)
No	5 (17%)	3 (12%)	40 (28%)	48 (24%)
No. Reporting	29	25	145	199

FINANCING THE SOLID WASTE SYSTEM

Method of Financing

Cities use several methods of financing the solid waste system: a charge only against those using the service, a flat fee levied against every household in the city or the city pays for the service out of general revenues. A number of municipalities use a combination of the above methods. The most common method is a charge against every household in the city.

Summary Table No. 14
(See table VI)

Financing

	Over 10,000 (N= 40)	5,000-10,000 (N= 31)	Under 5,000 (N= 266)	Total (N= 337)
Usage Charge	0 (0%)	2 (6%)	10 (4%)	12 (4%)
Flat Fee	24 (60%)	21 (68%)	195 (73%)	240 (71%)
City Pays	9 (22%)	5 (16%)	34 (13%)	48 (14%)
Other	7 (18%)	3 (10%)	27 (10%)	37 (11%)

Note: Some cities report using a combination of financing methods.

Comparison Table No. 14a

Financing

	1994	2004
Usage Charge	12%	4%
Flat Fee	65%	71%
City Pays	13%	14%

Financing pickup operations changed dramatically over the last 10 years. In 1994, financing with a charge levied against only those who use the service was the common method used (12%). In 2004, only 4% of cities responding used this method, while 71% charge a flat fee on all households in the city. In 1994, only 12% of responding municipalities levied a flat fee on all households. Municipal financing through general revenue has increased from 13% in 1994 to 14% in 2004.

Residential Rates

The monthly rates charged residents by cities over 10,000 population range from a low of 2.75 to a high of 13.27.

Cities with populations between 5,000-10,000 charge a monthly residential rate from a low of 2.50 to a high of 13.50.

Cities under 5,000 population charge a monthly residential rate from a low 3.00 to a high of 12.50.

Comparison Table No. 15

Residential Rates

	1994	2004
Over 10,000	\$2.75-\$13.27	\$6.00-\$35.04
5,000-10,000	\$2.50-\$13.50	\$4.75-\$24.02
Under 5,000	\$3.00-\$12.50	\$5.74-\$17.50

Method of Collecting Bills

Seventy-one percent of the cities responding (225 of 319) add the solid waste charge to the utility bill. This method is most commonly used by cities with population under 5,000. Three percent of the cities (10 of 319) partially or fully finance the system from general revenue sources. In 15% (48 of 319) of the cities, a separate billing is sent. Only five cities include the solid waste charge on the real estate tax bill.

Summary Table No. 16 (See Table (VII))

Method of Collecting Bills

	Over 10,000 (N= 40)	5,000-10,000 (N= 32)	Under 5,000 (N= 247)	Total (N= 319)
With Utility Bill	20 (50%)	18 (36%)	187 (76%)	225 (71%)
With Real Estate Tax Bill	1 (3%)	0 (0%)	4 (2%)	5 (1%)
Separate Monthly Bill	9 (23%)	7 (22%)	32 (13%)	48 (15%)
General Revenue Sources	5 (12%)	3 (9%)	2 (1%)	10 (3%)
Other	5 (12%)	4 (13%)	22 (9%)	31 (10%)

Note: Some cities report using several billing methods.

Penalty for Nonpayment

Many municipalities have established penalties for nonpayment of solid waste bills. The most common penalty is to discontinue pickups. Of these reporting, 65% use this penalty when the residents do not pay the solid waste charge. Other common penalties are fines in municipal court, turning over the bill to a collection agency, or shutting off utilities.

**Summary Table No. 17
(See Table VII)**

Penalties

	Over 10,000 (N= 34)	5,000-10,000 (N= 31)	Under 5,000 (N= 201)	Total (N= 266)
Discontinue Pickups	14 (42%)	18 (58%)	140 (70%)	172 (65%)
Municipal Court Fines	10 (29%)	4 (13%)	21 (10%)	35 (13%)
Other	10 (29%)	9 (29%)	40 (20%)	59 (22%)

Note: Some cities report enforcing several penalties for nonpayment.

**PUBLICLY OWNED SOLID WASTE LANDFILLS
AND TRANSFER STATIONS**

Disposal Privileges

Of the 9 cities reporting that they own or jointly own a solid waste landfill, 3 cities state they have given disposal privileges to other cities and/or private haulers. Six cities indicate they do not allow nonresidents to dispose of waste in their landfills.

**Summary Table No. 18
(See table IX)**

Disposal Privileges Contracted Out

	Over 10,000	5,000-10,000	Under 5,000	Total
Yes	1	0	2	3
No	4	0	2	6
No. Reporting	5	0	4	9

In 1994, 80% of responding cities that owned or jointly owned a landfill had given disposal privileges to other cities and/or private haulers. Today, only 33% of those cities responding do give disposal privileges to other cities and/or private haulers.

Comparison Table No. 18a

Disposal Privileges

	1994	2004
Yes	80%	33%
No	20%	67%

Management and Operation

The majority of the cities that own landfills also manage and operate them. Of the 7 cities reporting, 6 cities state they manage and operate their facilities. One city indicates it has contracted out the management and operation of their.

Summary Table No. 19
(See Table IX)

Management and Operation

	Over 10,000	5,000-10,000	Under 5,000	Total
City	5	0	1	6
Contractor	0	0	1	1
County				
No. Reporting	5	0	2	7

Landfill Scales

Of those nine cities reporting, seven cities have landfill scales. Four of those seven cities have a population of more than 10,000 while the other three cities have populations of less than 5,000.

Two cities reported not having landfill scales. Of these two, one city is planning to install the scales.

Summary Table No. 20
(See Table VIII)

Landfill Scales

	Over 10,000	5,000-10,000	Under 5,000	Total
Yes	4	0	3	7
No	1	0	1	2
No. Reporting	5	0	4	9

Transfer Stations

Fifteen of the 17 cities reporting indicate they do not have transfer stations. Of those 15 cities, eight indicate they are planning to operate a transfer station in the future.

**Summary Table No. 21
(See Table VIII)**

Transfer Stations

	Over 10,000	5,000-10,000	Under 5,000	Total
Yes	2	0	0	2
No	6	1	8	15
No. Reporting	8	1	8	17

Affects of Subtitle D

Several cities with landfills have been affected by Subtitle D. Three of the six cities reporting indicate that upgrading is required. Other affects are increased tipping fees noted by 1 city. One of the six reporting are contemplating closing their landfill.

	Over 10,000	5,000-10,000	Under 5,000	Total
Upgrading Requirements	3	0	0	3
Contemplating Closing	1	0	1	2
Wont' Open New Landfill	0	0	0	0
Increased Tipping Fees	0	0	1	1
Other	0	0	0	6

Financial Operation

The majority of municipal solid waste landfills make a profit or break even. Of the four municipalities reporting, three cities indicate their landfills make a profit. One city indicates they operate at a loss.

**Summary Table No. 23
(See Table X)**

Financial Operation

	Over 10,000	5,000-10,000	Under 5,000	Total
Profit	2	0	1	3
Loss	1	0	0	1
Break Even	0	0	0	0
No. Reporting	3	0	1	4

USE OF PRIVATE LANDFILLS

Forty-three cities report using privately owned landfills. 16 cities with populations over 10,000, 6 cities with population between 5,000-10,000 and 21 cities under 5,000 report using these landfills.

RESOURCE RECOVERY/RECYCLING

Recycling Operations

One-hundred twelve cities (36%) report recycling activities, while 197 cities (64%) do not. Of the 197 cities not recycling, 85 (47%) cite insufficient revenues as the reason. 46 cities (26%) indicate there is a private recycling operation already in existence, 13 cities (7%) state they need more information and technical assistance and 14 cities (13%) report that a recycling program is not needed. Another 22 cities (12%) cite other reasons for not recycling, including being in the process of planning a facility.

Summary Table No. 24 (See Table XII)

Operate Recycling Facility

	Over 10,000		5,000-10,000		Under 5,000		Total	
Yes	23	(57%)	17	(65%)	72	(30%)	112	(36%)
No	17	(43%)	9	(35%)	171	(70%)	197	(64%)
No. Reporting	40		26		243		309	

Summary Table No. 25 (See Table XII)

Reason for Not Operating Recycling Program

	Over 10,000 (N= 14)		5,000-10,000 (N= 8)		Under 5,000 (N= 158)		Total (N= 180)	
Private Operation	5	(36%)	6	(75%)	35	(22%)	46	(26%)
Insufficient Revenue	4	(29%)	1	(12%)	80	(51%)	85	(47%)
Not Needed	1	(6%)	0	(0%)	13	(8%)	13	(17%)
Need Info/Tech Assistance	0	(0%)	0	(0%)	13	(8%)	13	(7%)
Other	4	(29%)	1	(12%)	17	(11%)	22	(12%)

In 1994, 29% of responding cities operated a recycling facility. In 2004, 36% of responding cities operate a recycling facility. The other 64% cite insufficient revenues, existing private recycling facilities and the need for more information as some of their reasons for not operating a recycling program.

Comparison Table No. 24a

Recycling Facilities in Operation

	1994	2004
Yes	29%	36%
No	71%	64%

Mandatory Recycling Program

Of the 133 cities reporting, only 15 cities (11%) have mandatory recycling. The other 118 cities (89%) do not.

**Summary Table No. 26
(See Table XII)**

Mandatory Recycling Program

	Over 10,000	5,000-10,000	Under 5,000	Total
Yes	4 (17%)	3 (16%)	8 (9%)	15 (11%)
No	20 (83%)	16 (84%)	82 (91%)	118 (89%)
No. Reporting	24	19	90	133

Materials Collected

Cities collect several different types of materials for recycling. Plastic, aluminum and cardboard are the most accepted materials with 110 (100%), 110 (100%) and 100 cities (90%) respectively collecting these. Newsprint is collected by 103 cities (94%), glass by 95 cities (86%) and 44 cities (40%) report collecting other materials including tine, steel and paper.

Summary Table No. 27
(See Table XII)

Materials Collected

	Over 10,000 (N= 23)	5,000-10,000 (N= 17)	Under 5,000 (N= 70)	Total (N= 110)
Glass	20 (87%)	14 (82%)	61 (87%)	95 (86%)
Aluminum	20 (87%)	17 (100%)	70 (100%)	110 (100%)
Cardboard	18 (78%)	10 (59%)	70 (100%)	100 (90%)
Plastic	23 (100%)	17 (100%)	70 (100%)	110 (100%)
Newsprint	20 (87%)	12 (71%)	70 (100%)	103 (94%)
Other	15 (65%)	5 (29%)	24 (34%)	44 (40%)

Note: Some cities report collecting more than one item.

Recycling Awareness Activities

138 municipalities report some kind of recycling awareness activities to inform their residents of their recycling programs, including flyers, newspapers, public meetings and newsletters. A few cities also use TV and radio.

Summary Table No. 28
(See Table XII)

Recycling Awareness Activities

	Over 10,000 (N= 28)	5,000-10,000 (N= 19)	Under 5,000 (N= 91)	Total (N= 138)
Flyer	18 (64%)	9 (47%)	41 (45%)	68 (49%)
Newspaper	20 (71%)	10 (53%)	54 (59%)	84 (61%)
Public Meeting	11 (39%)	2 (11%)	22 (29%)	35 (25%)
Newsletter	15 (54%)	10 (53%)	32 (35%)	57 (41%)
Other	9 (32%)	7 (37%)	28 (31%)	44 (32%)

Note: Most cities report more than one activity.

Many cities find there are obstacles to operating a recycling program, including marketing, citizen participation and financing the program.

City Purchases Recycled Products

Twenty (15%) of the responding 151 cities purchase recycled products. A majority (23%) of cities with populations of more than 10,000 purchase recycled products, while

only 17% of cities with populations of 5,000-10,000 and 13% cities with populations under 5,000 purchase recycled products.

Summary Table No. 29
(See Table XII)

City Purchases Recycled Products

	Over 10,000	5,000-10,000	Under 5,000	Total
Yes	7 (23%)	3 (17%)	13 (13%)	23 (15%)
No	23 (77%)	15 (83%)	90 (87%)	128 (85%)
No. Reporting	30	18	103	151

Charge for Recycling Collection

One hundred forty-two cities (14%) did not charge for recycling. Only 24 cities (14%) do charge and a majority of those cities (15) have populations of less than 5,000.

Summary Table No. 30
(See Table XIII)

Charge for Recycling Collection

	Over 10,000	5,000-10,000	Under 5,000	Total
Yes	9 (32%)	0 (0%)	15 (13%)	24 (14%)
No	19 (68%)	21 (100%)	102 (87%)	142 (86%)
No. Reporting	28	21	117	116

Annual Revenues and Costs

Annual revenues from recycling vary greatly among municipalities, anywhere from \$1,000-\$520,000, with average revenues at \$1,000-\$520,000. Costs range from \$50,000-\$415,000. Cities with populations of more than 10,000 have an average cost of \$156,749, which is decidedly higher than the other two population ranges of \$37,814 for 5,000-10,000 and \$29,995 for under 5,000. ? city reports costs at \$??/ton and one city reports costs at \$?/household.

Summary Table No. 31
(See Table XIII)

Annual Revenues

	Over 10,000	5,000-10,000	Under 5,000	All Municipalities
Average	\$81,854	\$15,000	14,145	\$37,000
Range	\$1,000-	\$2,000-	\$300-\$80,000	\$1,000-

	\$520,000	\$28,000		\$520,000
No. Reporting	13	2	11	26

Summary Table No. 32
(See Table XIII)

Annual Costs

	Over 10,000	5,000-10,000	Under 5,000	All Municipalities
Average	\$156,749	\$37,814	\$29,995	\$74,853
Range	\$12,000-\$415,000	\$200-\$120,000	\$50-\$100,000	\$50-\$415,000
No. Reporting	13	7	18	38

Financial/Technical Assistance

Very few cities have received any financial or technical assistance. Only 57 of 125 cities (46%) have received financial assistance for their recycling programs and only 50 of 115 (43%) have received technical assistance. While cities over 5,000 receive a greater percentage of financial assistance, cities under 5,000 receive a greater percentage of technical assistance.

Summary Table No. 33
(See Table XIII)

Financial Assistance

	Over 10,000	5,000-10,000	Under 5,000	Total
Yes	12 (46%)	10 (59%)	35 (43%)	57 (46%)
No	14 (54%)	7 (41%)	47 (57%)	68 (54%)
No. Reporting	26	17	82	125

Summary Table No. 34
(See Table XIII)

Technical Assistance

	Over 10,000	5,000-10,000	Under 5,000	Total
Yes	9 (38%)	9 (56%)	32 (43%)	50 (43%)
No	15 (62%)	7 (44%)	43 (57%)	65 (57%)
No. Reporting	24	16	75	115

Collection Practices

Generally, recyclables are collected at curbside or at a central drop-off site with few exceptions. Several cities have both types of collection.

Summary Table No. 35
(See Table XIV)

Collection Practices

	Over 10,000 (N= 30)	5,000-10,000 (N= 20)	Under 5,000 (N= 95)	Total (N= 145)
Central Drop-Off Site	18 (60%)	9 (45%)	49 (52%)	76 (52%)
Curbside	19 (63%)	11 (55%)	48 (51%)	78 (54%)
Other	2 (7%)	0 (0%)	6 (6%)	8 (6%)

Note: Some cities report more than one collection practice.

The curbside collection frequencies vary among cities. 72 of 86 cities (84%) have weekly collection and seven cities (8%) collect recyclables every two weeks. The other seven cities have different practices, including monthly pickup.

Summary Table No. 36
(See Table XIV)

Frequency of Curbside Pickup

	Over 10,000	5,000-10,000	Under 5,000	Total
Weekly	18 (90%)	11 (86%)	43 (82%)	72 (84%)
Every Two Weeks	1 (5%)	1 (7%)	5 (9%)	7 (8%)
Other	1 (5%)	1 (7%)	5 (9%)	7 (8%)
No. Reporting	20	13	53	86

Who Pays for Containers

In 28% (16 of 58) of the cities responding, the customer pays for the container for recyclables. This is compared to 60% of cities paying for them. In seven cities, a private sponsor or the hauler pays for the containers.

Summary Table No. 37
(See Table XIV)

Who Pays for Containers

	Over 10,000	5,000-10,000	Under 5,000	Total
City	8 (66%)	6 (67%)	21 (57%)	35 (60%)
Customer	2 (17%)	2 (22%)	12 (32%)	16 (28%)
Other	2 (17%)	1 (11%)	4 (11%)	7 (12%)
No. Reporting	12	9	37	58

Markets

In order to dispose of collected recyclables, cities must have markets available to take the items. Forty-five of 62 cities responding (73%) indicate they have found markets for all items they collect. Some cities have not found markets for all items. For those items, six of 17 cities (35%) landfill them, four cities (24%) do not collect them and seven cities found other means of disposing of them, including hauling them to a neighboring city and storing them.

Summary Table No. 38
(See Table XV)

Markets for All Items Recycled

	Over 10,000	5,000-10,000	Under 5,000	Total
Yes	15 (88%)	7 (78%)	23 (64%)	45 (73%)
No	2 (12%)	2 (22%)	13 (36%)	17 (27%)
No. Reporting	17	9	36	62

Summary Table No. 39
(See Table XV)

Items with No Markets

	Over 10,000	5,000-10,000	Under 5,000	Total
Do Not Collect	1 (33%)	0 (0%)	3 (25%)	4 (24%)
Landfill	0 (0%)	2 (100%)	4 (33%)	6 (35%)
Other	2 (67%)	0 (0%)	5 (42%)	7 (41%)
No. Reporting	3	2	12	17

Local Markets

Of the 51 cities reporting, 19 (37%) indicate they have found local markets, while 32 (63%) have not.

Summary Table No. 40

(See Table XV)

Local Markets Found

	Over 10,000	5,000-10,000	Under 5,000	Total
Yes	8 (47%)	3 (50%)	8 (29%)	19 (37%)
No	9 (53%)	3 (50%)	20 (71%)	32 (63%)
No. Reporting	17	6	28	51

Private Recycling Facilities

Ninety-nine cities respond that there are private recycling operations either within their city or county. A majority (66%) of those cities have populations of under 5,000. Thirteen percent have populations between 5,000-10,000 and 21% have populations greater than 10,000.

Summary Table No. 41

(See Table XVI)

Private Recycling Facilities

Over 10,000	5,000-10,000	Under 5,000	Total
21	13	65	99

City Operates Composting Facility

A relatively small percentage of cities reporting operate a composting facility - 69 of 299 cities 23(%). Cities with populations greater than 10,000 have the highest percentage of composting operations with 20 of 39 cities (51%). Of the cities with populations ranging from 5,000 to 10,000, 11 of 28 (39%) compost and of the cities with populations under 5,000, 38 of 232 (16%) compost.

Summary Table No. 42

(See Table XVII)

City Operates Composting Facility

	Over 10,000	5,000-10,000	Under 5,000	Total
Yes	20 (51%)	11 (39%)	38 (16%)	69 (23%)
No	19 (49%)	17 (61%)	194 (84%)	230 (77%)
No. Reporting	39	28	232	299

Reason for Not Composting

One hundred sixty-four cities report reasons for not composting. Insufficient revenues with 88 cities (54%) is the leading explanation. Twenty-seven cities (16%) cite private operations existing as their reason, while 25 cities (15%) say composting would not be used. Nine cities (5%) state they need more information and technical assistance in order to operate a composting facility. Twenty-one cities (13%) cited other reasons including lack of interest and burning of yard waste.

Summary Table No. 43
(See Table XVII)

Reason for not Composting

	Over 10,000 (N= 13)	5,000-10,000 (N= 11)	Under 5,000 (N= 140)	Total (N= 164)
Private Operation	9 (69%)	4 (36%)	14 (10%)	27 (16%)
Insufficient Revenue	2 (15%)	2 (18%)	84 (60%)	88 (54%)
Not Used	1 (8%)	2 (18%)	22 (16%)	25 (15%)
Need Information	0 (0%)	0 (0%)	9 (6%)	9 (5%)
Other	1 (8%)	3 (27%)	17 (12%)	21 (13%)

Note: Some cities report more than one reason for not composting.

Use of Compost

Cities report several uses of composting. Fifty-three cities (83%) give the compost to residents of their cities at no charge. Thirty cities (47%) use it for municipal purposes. Nine cities (14%) sell the compost.

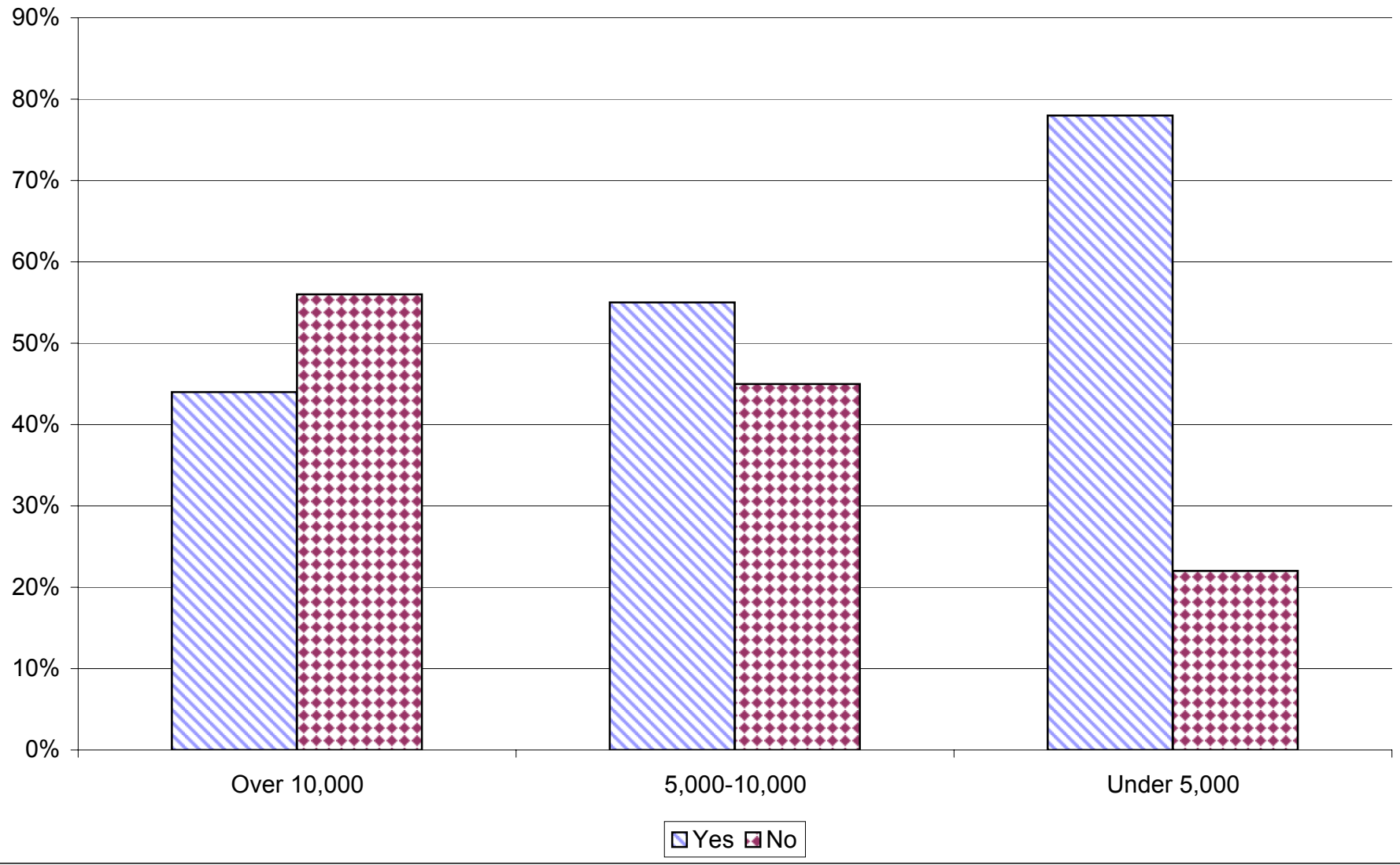
Summary Table No. 44
(See Table XVII)

Use of Compost

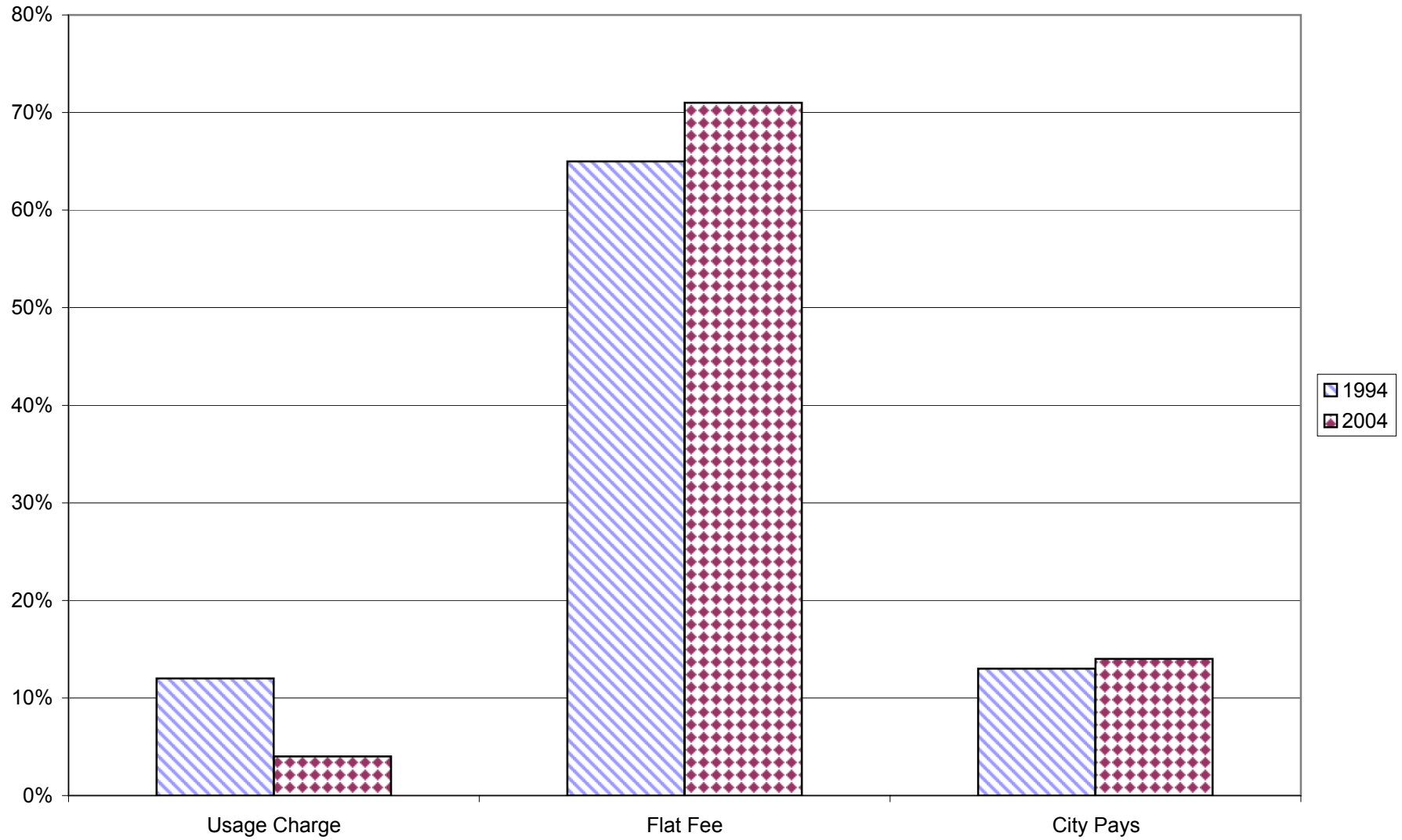
	Over 10,000 (N= 18)	5,000-10,000 (N= 10)	Under 5,000 (N= 36)	Total (N= 64)
Municipal Uses	11 (61%)	5 (50%)	14 (39%)	30 (47%)
Given to Residents	14 (78%)	9 (90%)	30 (83%)	54 (83%)
Sold	5 (28%)	1 (10%)	3 (8%)	9 (14%)
Other	0 (0%)	0 (0%)	2 (5%)	2 (3%)

Note: Some cities report several uses of compost.

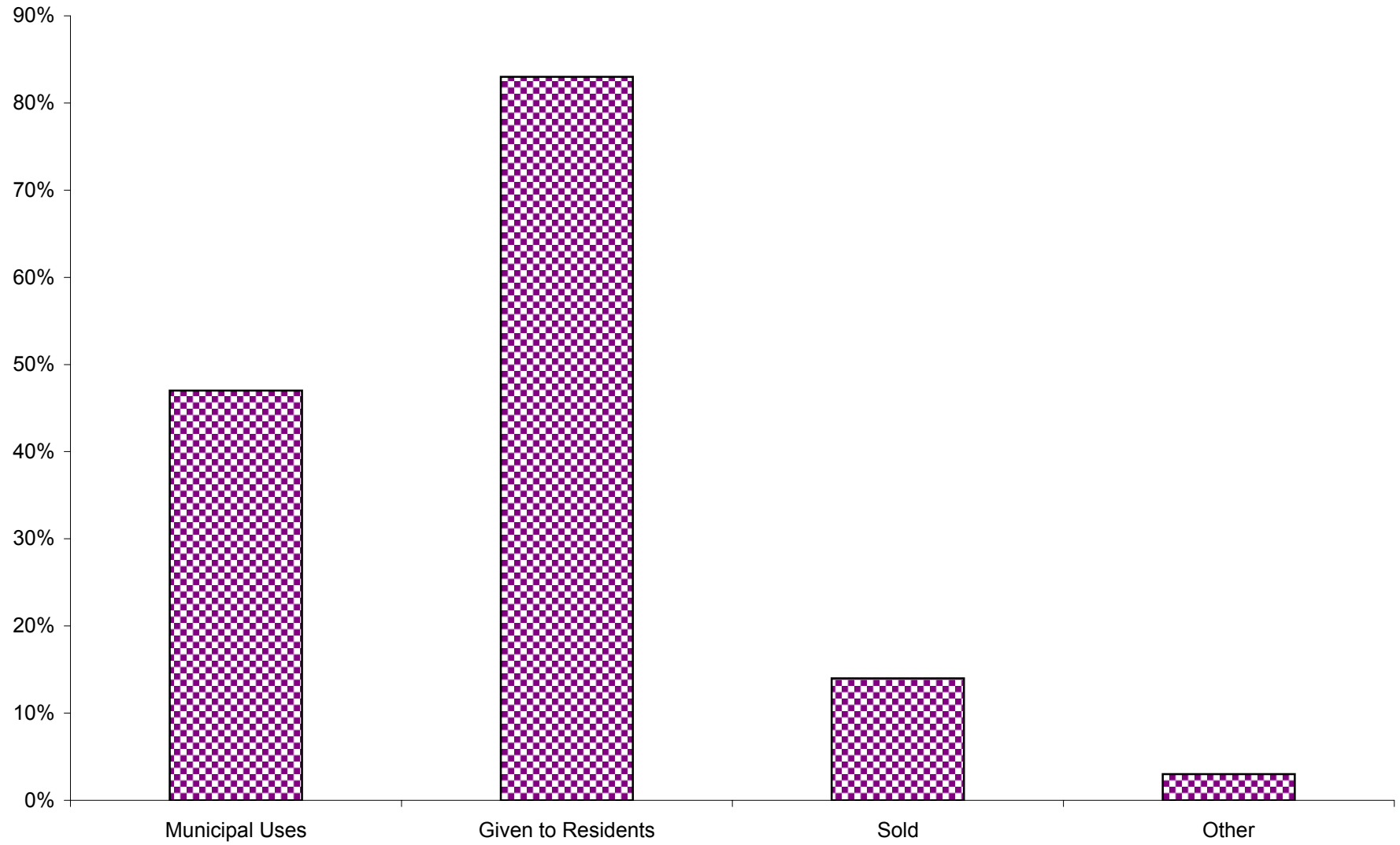
City Collects Solid Waste Bills For Hauler



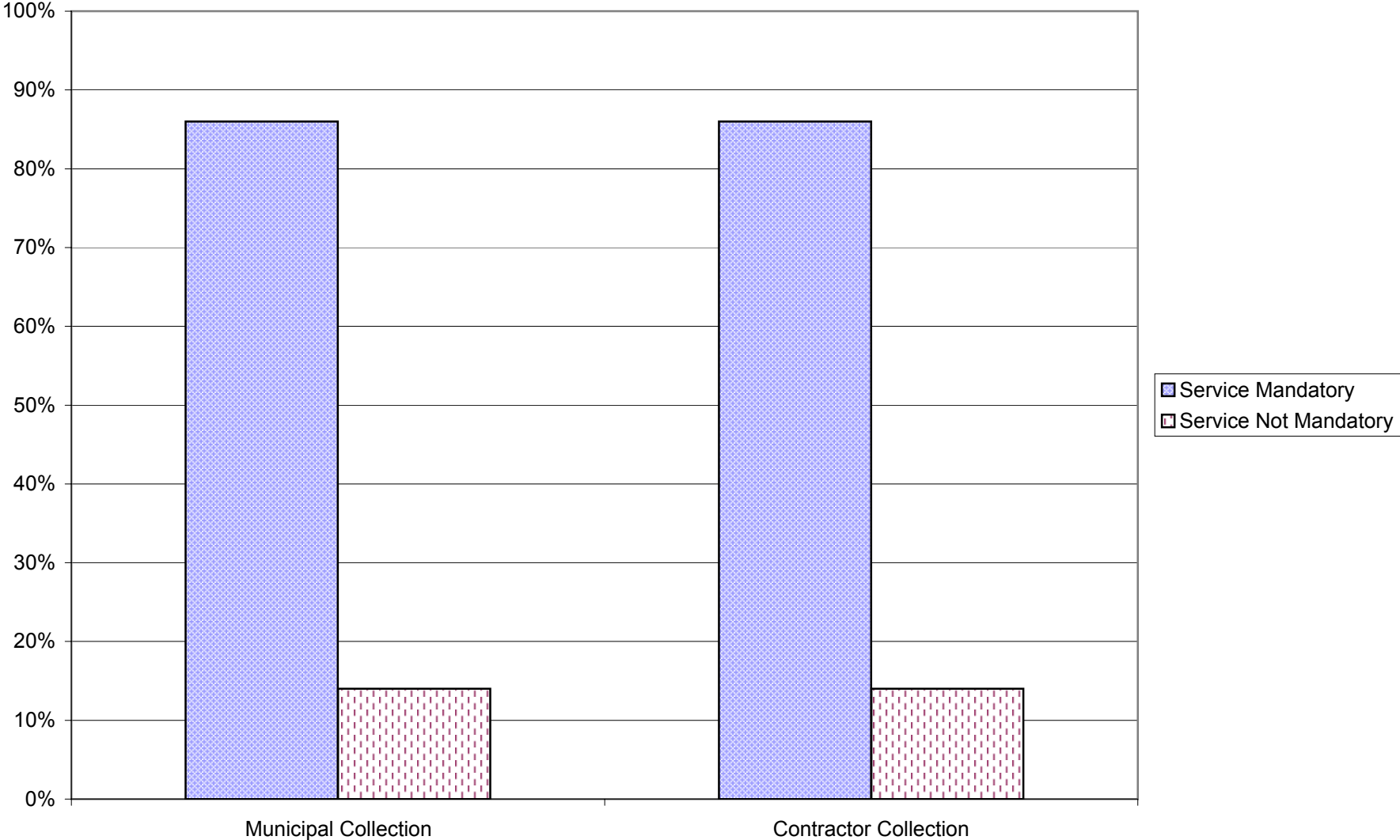
Comparison of 1994 and 2004 Financing Methods



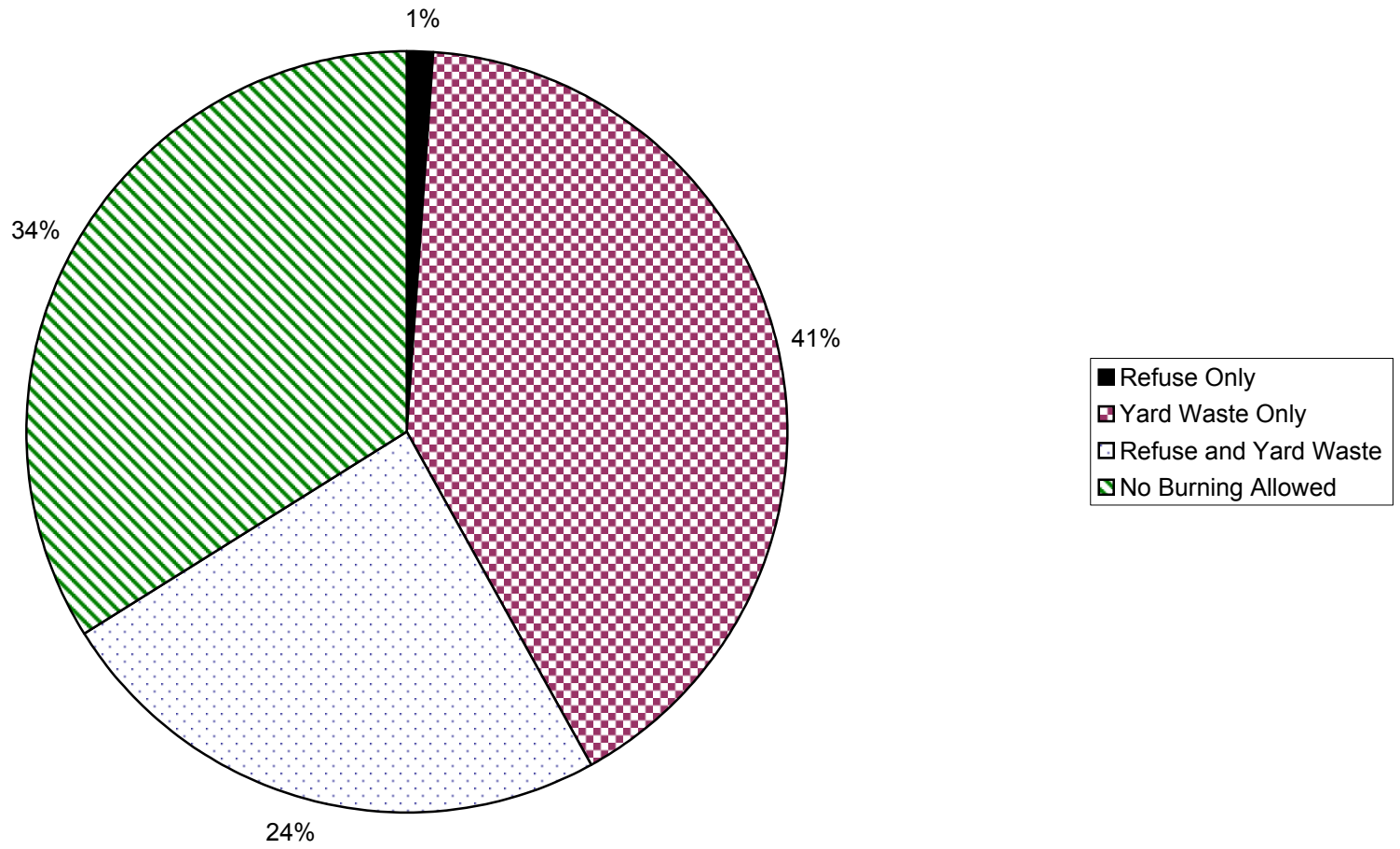
How is Compost Used



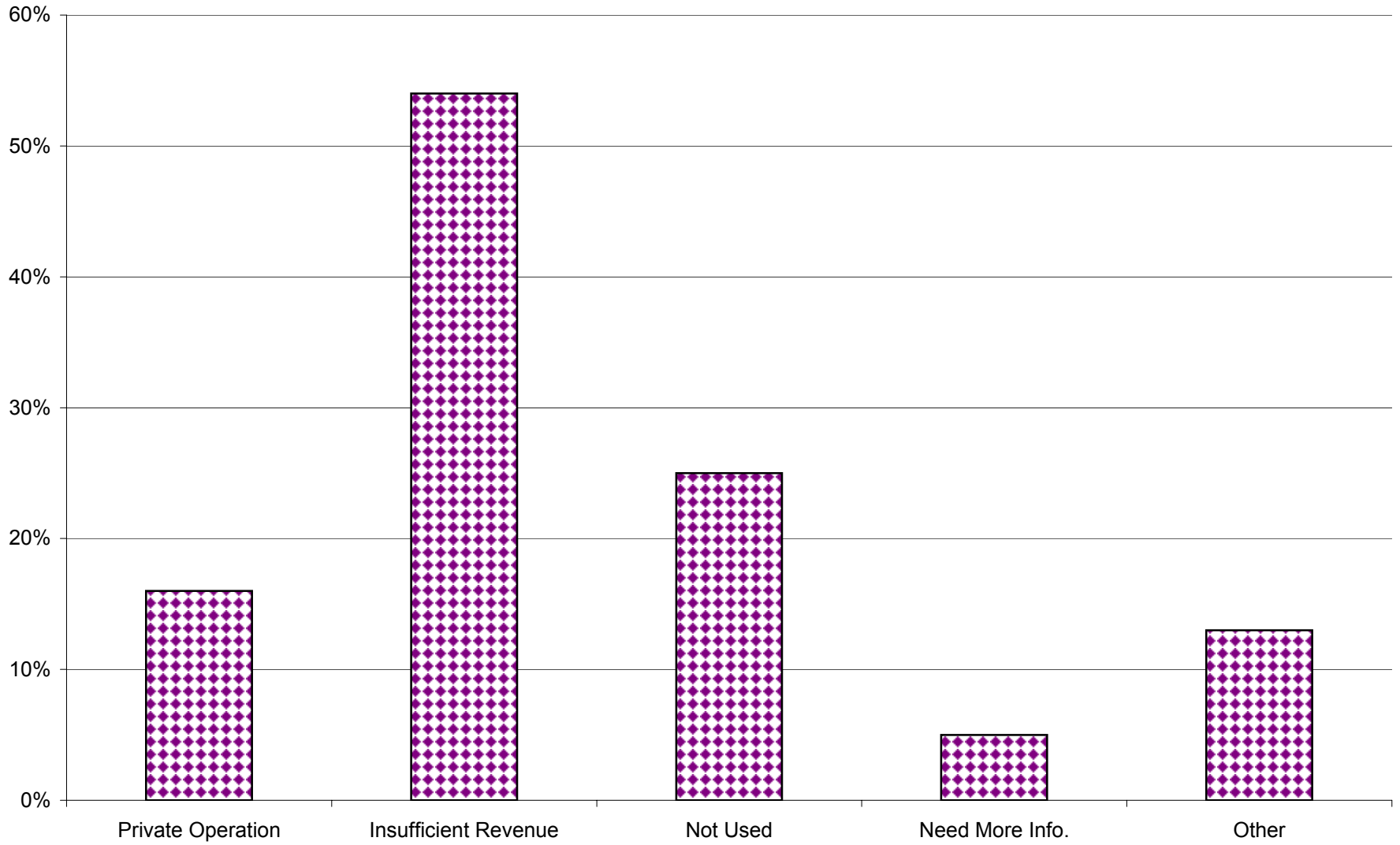
Mandatory Collection By Type of Service



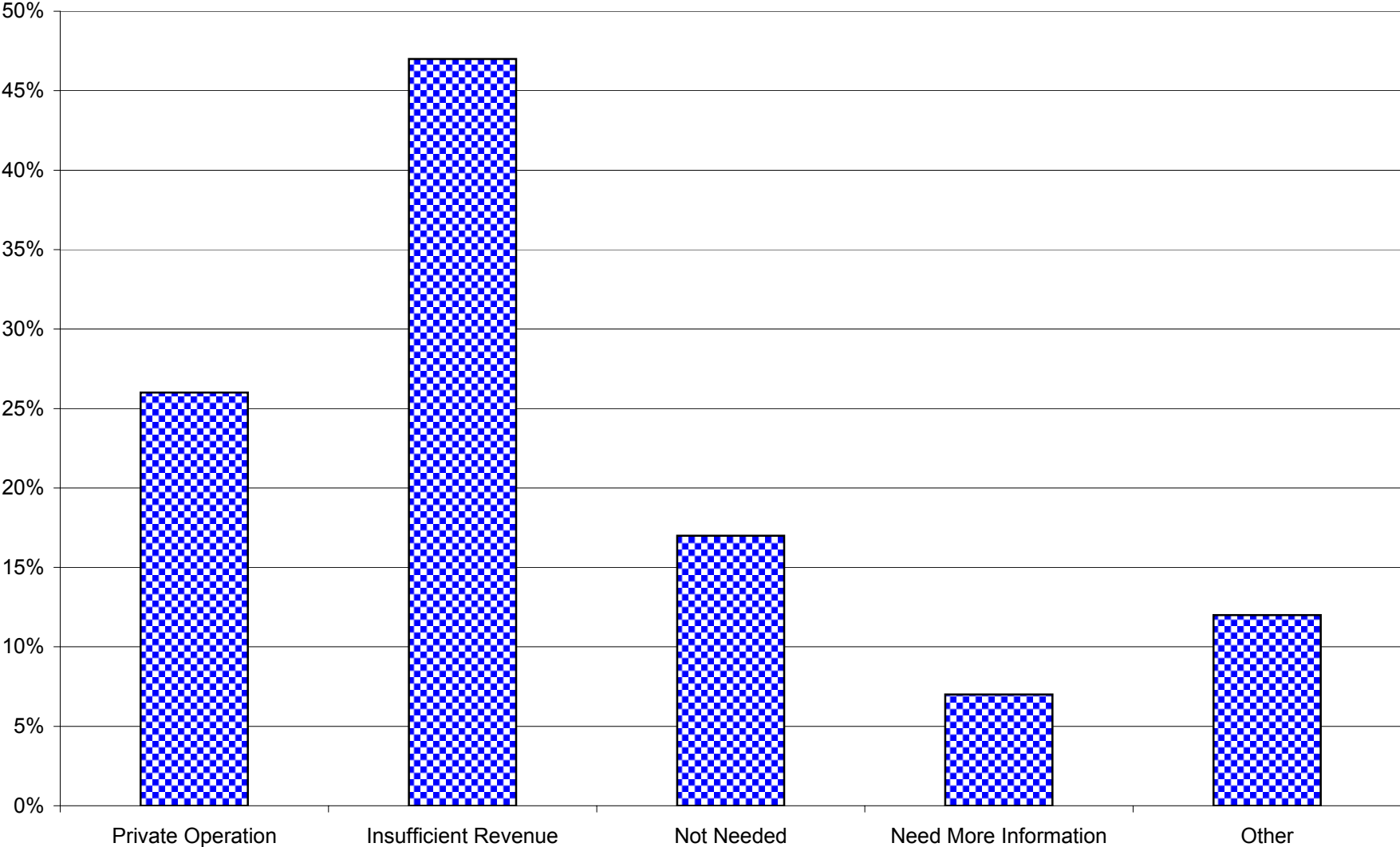
Opening Burning



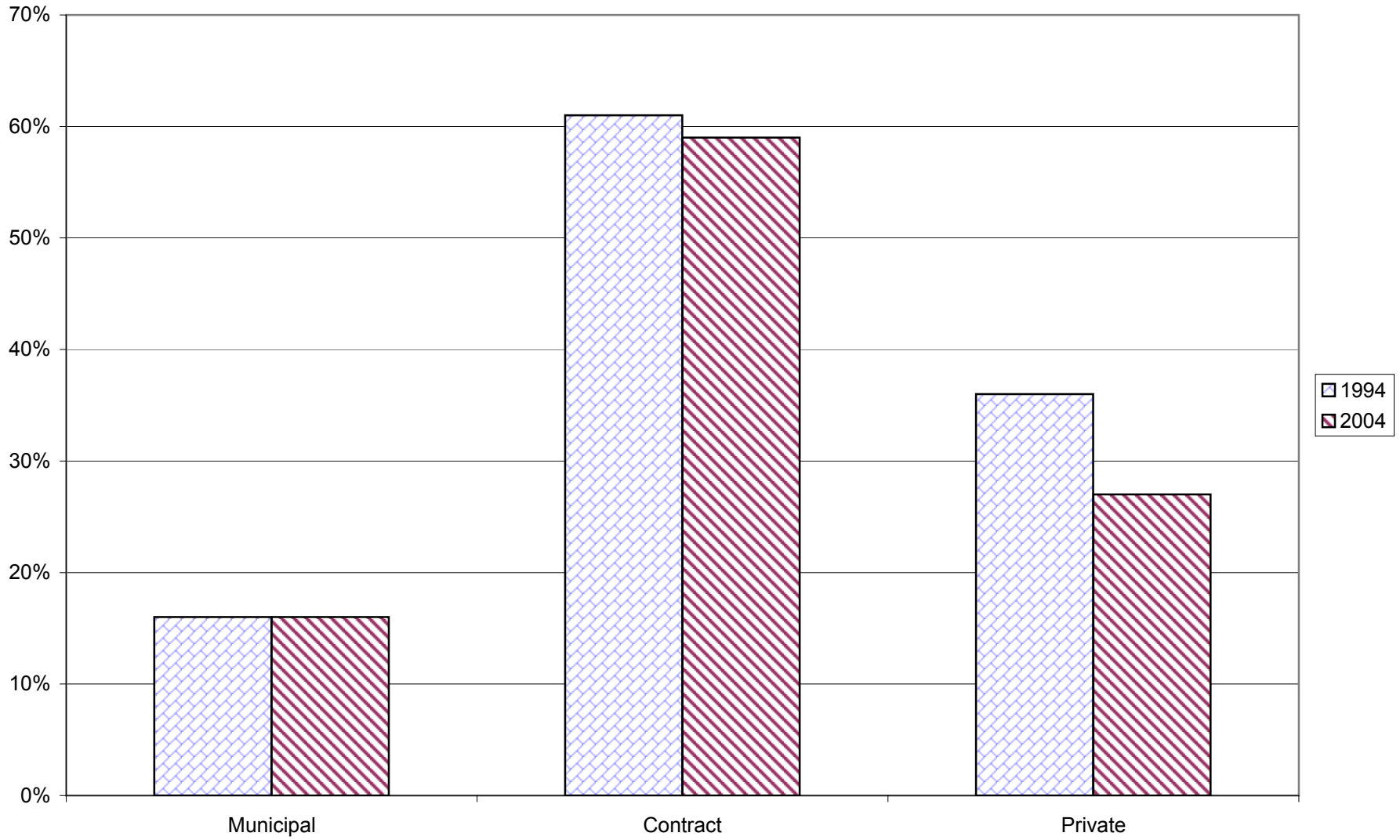
Reasons for Not Operating a Composting Program



Reasons for Not Operating a Recycling Program



Types of Collection Systems



Types of Materials Collected

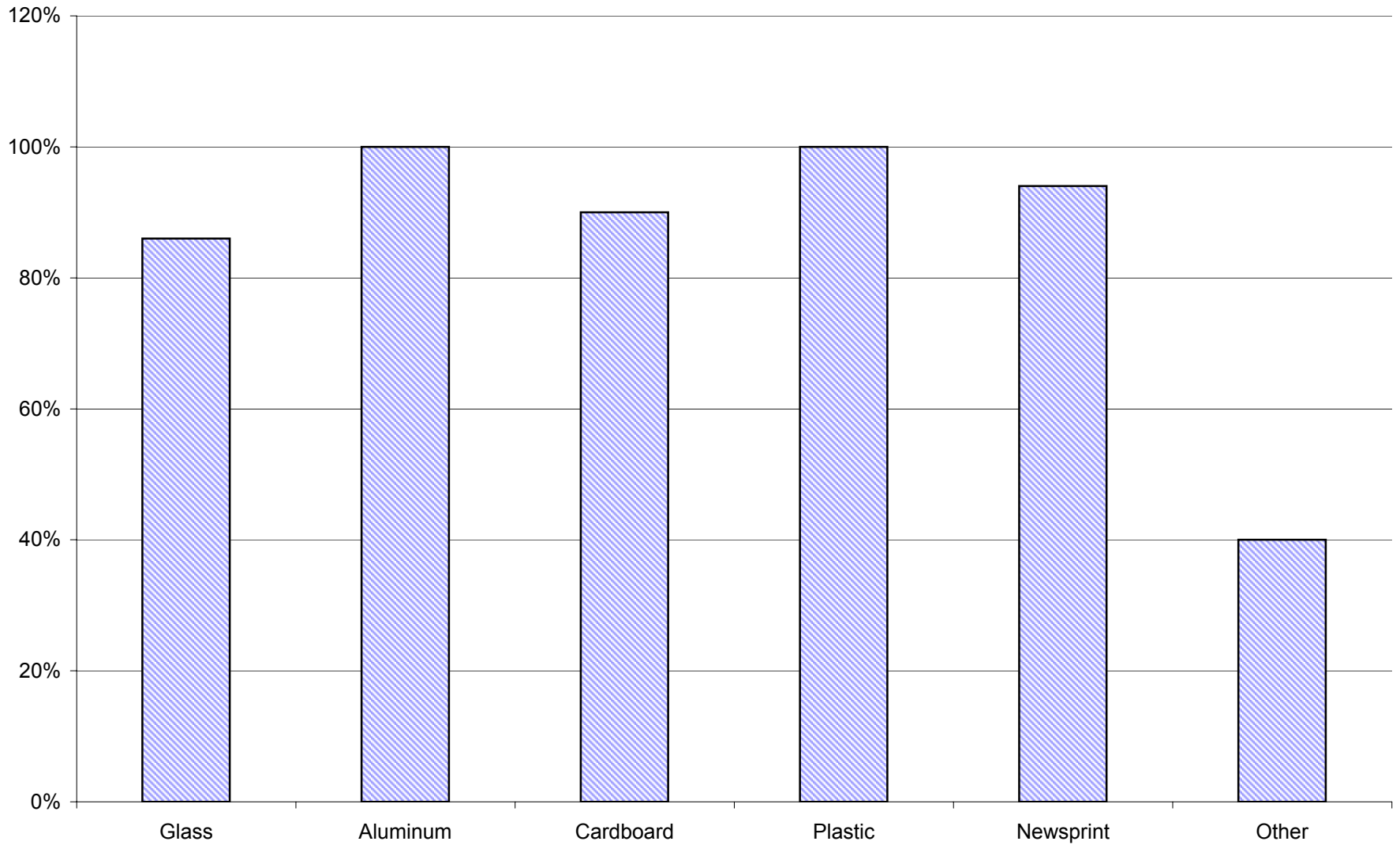


TABLE I COLLECTION PRACTICES

Municipality	Solid Waste Region	System of Collection			Pickup Frequency (Per Week)		Special Pickups (Per Year)	Point of Residential Pickup
		City	Contractor	Private	Residential	Commercial		
Over 10,000								
Arnold	L		yes			2		by curb
Ballwin	L		yes			1		by curb
Bellefontaine Neighbors	L					1		by curb
Berkeley	L		yes	1		1	52	by curb
Blue Springs	E			6		1 1		no more than 5 foot fro the house
Bridgeton		yes	yes			2	52	curb
Cape Girardeau	R	yes				1	on request	curb
Carthage	M		yes			1 1	1	curb
Chesterfield	L		yes			1	10	curb
Clayton	L		yes			1		behind house
Columbia	H	yes				1 6		curb
Crestwood	L		yes			1		curb
Creve Coeur			yes			1	52	behind house/curb
Excelsior Springs			yes	4		1	2	curb
Florissant	L			11				
Fulton	H	yes				1		curb
Gladstone	E			3		1 1		by curb
Grandview				6		1 1		by curb
Hannibal				11		1		by curb
Hazelwood	L		yes			2	1	by curb
Independence	E			6		1		by curb
Jackson	R					1	2	by curb
Jefferson City	H		yes			2 6	1	by curb
Jennings	L		yes			1	52	by curb
Joplin	M			7		1		alley, curb, handicapped pickup up where needed
Kennett				4		1 1		by curb
Kirksville	C		yes	2		1	2	by curb
Kirkwood	L	yes				2		by curb
Lake St. Louis	I		yes			1		by curb
Liberty	E					1	2	by curb
Manchester	L	yes	yes	1				by curb
Marshall	F	yes				1	1	by curb
Maryland Heights	L		yes			1	4	by curb
Maryville	A			8		1 varies		by curb
Mexico	H		yes	4		1 n/a	2	by curb
Moberly	G	yes				1	as needed	by curb
Nixa	O		yes			1	1	by curb

TABLE I COLLECTION PRACTICES

Municipality	Solid Waste Region	System of Collection			Pickup Frequency (Per Week)		Special Pickups (Per Year)	Point of Residential Pickup
		City	Contractor	Private	Residential	Commercial		
O'Fallon	L	yes			1		on request	by curb
Overland	L		yes		1		as needed	by curb
Poplar Bluff	Q			7	2	1	2	alley, behind house, by curb
Raymore	E			5	1	1	1	by curb
Rolla	K	yes			1	1-5	2	by curb
Sedalia	F	yes			2	1	2	by curb
Sikeston	S		yes	2	2		2	alley, by curb
Springfield	O							
St. Joseph	D			22	1			up to hauler
St. Peters	L	yes	yes	5	2	1	4	by curb
Town & Country	L			4	2	2		behind house
University City	L				1	2	4	by curb
Wentzville	L		yes		2			by curb
West Plains	P	yes			1	1-6	1	alley, by curb
Wildwood	L		yes		1		as needed	by curb
5,000-10,000								
Bolivar	O			4	1	1	1	by curb
Bowling Green	G	yes	yes	2	2		12	by curb
Cameron	D		yes	4	1		2	alley/curb
Carl Junction	M		yes		1	1	1	alley/curb
Caruthersville	X				1	1	1	curb
Chillicothe	B	yes			1	1		curb
Clinton	J			3				by curb
De Soto	L	yes	yes	5	1	1	1	alley/curb
Dellwood	L		yes		1		as needed	curb
Des Peres	L		yes		1		52	curb
Dexter	S	yes			1	1	24	alley/curb
Eureka	L		yes		1			alley/curb
Festus	L		yes	2	1	1	1 item per week	by curb
Glendale	L		yes	4	1		as needed	by curb
Harrisonville	E		yes		1		1	by curb
Kearney	E		yes		1		2	by curb
Ladue	L			7	2	2		behind house
Macon	G		yes		1		4	by curb
Maplewood	L		yes		1			alley, by curb
Monett	N	yes		3	1		1	alley, by curb
Nevada	M			3	1	1		by curb
Normandy	L	yes			1		52	by curb
Ozark	O		yes		1		1	by curb
Park Hills	R	yes			1		2	by curb
Pleasant Hill	E			3	1	1		by curb
Republic	O			6	1			alley, by curb

TABLE I COLLECTION PRACTICES

Municipality	Solid Waste Region	System of Collection			Pickup Frequency (Per Week)		Special Pickups (Per Year)	Point of Residential Pickup
		City	Contractor	Private	Residential	Commercial		
Richland	K		yes		1	2	2	by curb
Richmond Heights	L		yes		1		as needed	by curb
Shrewsbury	L		yes		2		4	behind house, by curb
Smithville	E		yes					by curb
St. John	L		yes		1	varies	1	by curb
Sunset Hills	L		yes	2	2		on request	by curb
Trenton	B		yes	2	1		on request	by curb
Union	L		yes		2			by curb
Valley Park	L	yes			2			alley, by curb
Warrenton	L		yes		1			by curb
Weldon Spring	L			4	2	1		by curb
Under 5,000								
Adrian	J		yes		1		2	by curb
Airport Drive	M		yes		1			behind house
Alba	M		yes		1	1		by curb
Albany	A		yes		1		2	by curb
Alma	F		yes		1	1		by curb
Alton	P		yes		1		2	alley, by curb
Annapolis	R			2	1	1	1	by curb
Appleton City	J				1		2	by curb
Arcadia	R		yes		1			by curb
Archie	E		yes					by curb
Ash Gove	O		yes		2	2		by curb
Ashland	H		yes		2		1	by curb
Auxvasse	H		yes		1	1	1	by curb
Ava	P	yes			1	1	2	by curb
Avondale	E			2	1	1	on request	by curb
Bakersfield	P			2				
Baring	C			1	1	1	2	by curb
Bates City	F			3	1	1		alley, by garage, behind house, by curb
Bellflower	I		yes		1	1	2	by curb
Bel-Nor	L		yes		2		52	by curb
Benton	S		yes					
Berger	I		yes		1		12	by curb
Bernie	S	yes			1	3	4	by curb
Bertrand	S		yes	1				by curb
Bethany	B		yes		1		2	by curb
Bethel	G				1	1	2	by curb
Bevier	G	yes	yes		1	2	2	curb
Big Lake	A			3	1	1	1	by curb
Billings	O		yes		1		2	alley, by curb
Blackwater	H		yes		1	1	1	by curb

TABLE I COLLECTION PRACTICES

Municipality	Solid Waste Region	System of Collection			Pickup Frequency (Per Week)		Special Pickups (Per Year)	Point of Residential Pickup
		City	Contractor	Private	Residential	Commercial		
Bland	K			2	1	1	2	alley, by curb
Bloomfield	S	yes			1		2	by curb
Bogard	B		yes		1			by curb
Bonne Terre	R	yes			1	1	9	alley, by curb
Branson West	N				1	1	1	by curb
Brashear	C		yes		1	1	2	other
Braymer	B		yes		1		2	by the city water plant
Brookfield	B		yes		1	1	2	curb
Bucklin	B		yes		1			by curb
Buckner	E			3	1	1		alley/curb
Buffalo	O		yes					
Bunker	Q		yes		1	1		alley/curb
Burlington Junction	A			2	1		1	alley/curb
Butler	J		yes		1		2	curb
Butterfield	N		yes		1	1		curb
Byrnes Mill	L							
Cabool	P				1	5	2	alley/curb
Calhoun	J			3	1	1		curb
California	H	yes			2			curb
Callao	G		yes	1	1	1	2	curb
Calverton Park	L		yes		2		52	curb
Camdenton	T		yes		1	1	on request	curb
Canton	C	yes	yes		1	1	2	alley
Cartersville	M	yes	yes		1		2	curb
Cassville	N				1		1	by curb
Center	G		yes		1			curb
Centerview	F			3	1	1	1	alley, by curb
Centralia	H	yes		3	1		1	curb
Chaffee	S	yes			1	1		by curb
Charlack	L		yes		1	1		curb
Chilhowee	F			2	1	1		alley, behind house, by curb
Clarence	G		yes		1	1	2	curb
Cleveland	E		yes		1	1	4	curb
Clever	O		yes		1	1		curb
Cole Camp	J		yes		1		1	curb
Collins	J		yes		1	1	2	by curb
Concordia	F		yes		1			curb
Corder	F		yes	1	1			by curb
Cottleville	L			4	2	2	on request	
Country Club	D		yes		1		1	curb
Country Club Hills	L	yes	yes		2		on request	curb
Crane	N		yes		1	2	2	alley/curb

TABLE I COLLECTION PRACTICES

Municipality	Solid Waste Region	System of Collection			Pickup Frequency (Per Week)		Special Pickups (Per Year)	Point of Residential Pickup
		City	Contractor	Private	Residential	Commercial		
Crocker	K		yes	1	1	1	2	curb
Crystal City	L	yes				1	26	behind house, by curb
Curryville	G	yes	yes			1	1	by curb
Dearborn				2	1	1	2	alley/garage/behind house/curb
Desloge	R				1	1	2	alley, by curb
Dixon	K	yes			1	3	12	alley/curb
Doniphan	Q		yes		1		14	curb
Doolittle	K			2	1	1	1	
Duenweg	M			1	1	1	1	curb
Duquesne	M			3	1	1		curb
East Lynne	R				1		1	curb
Easton	D						1	curb
Edgerton	E		yes		1			curb
Edina	C	yes			2	2	1	alley, by curb
Eldon	T				2		2	curb
Ellsinore	Q			2	1	1	2	wherever needed
Elsberry	I		yes		1	3	on request	curb
Eminence	P		yes		1	2	1	by curb
Everton	N			2				
Excelsior Est	E			4	1			curb
Fair Grove	O			4	1	1		curb
Fairfax	A		yes		1		2	curb
Farber	H		yes		1		1	by curb
Fayette	H		yes	1	1		2	behind house/curb
Fenton	L		yes		1		2	curb
Foristell	L		yes		2			by curb
Frankford	G			2	1	1		road
Freeburg	H		yes					by curb
Fremont Hills	O			2	1	1		by curb
Gallatin	B				1		2	by curb
Garden City	E			2	1	1		alley, by garage, by curb, other
Gerald	I		yes		1	1	1	bu curb
Gideon	S		yes		1	1	2	by curb
Gilliam	F		yes		1	1		by curb
Glasgow	H		yes				2	bu curb
Goodman	M		yes		1	1		by curb
Gower	D		yes		1		1	by curb
Granby	M	yes			1			by curb
Grandin	Q	yes	yes	1	1	1	1	by curb
Grant City	A		yes		1	2	2	by curb
Green City	B	yes			1	2	2	by curb
Green Park	L							by curb

TABLE I COLLECTION PRACTICES

Municipality	Solid Waste Region	System of Collection			Pickup Frequency (Per Week)		Special Pickups (Per Year)	Point of Residential Pickup
		City	Contractor	Private	Residential	Commercial		
Greendale	L		yes					by curb
Greenfield	N	yes	yes			1	2	by curb
Hallsville	H		yes			1	12	by curb
Hamilton	B		yes			1		by curb
Hanley Hills	L		yes			1	on request	by curb
Hartville	P		yes			1 1	1	by curb
Hawk Point	I							
Hayti	S	yes				1 5	on request	
Henrietta	E					1 1		by curb
Herculaneum	L		yes			1	2	by curb
Hermann	K		yes			1 1	2	by curb
Hermitage	J					1 1	2	by curb
Higginsville	F		yes			1		alley, by curb
Highlandville	O			4		1 1		alley, by curb
Hillsboro	L	yes	yes				2	by curb
Holcomb	S		yes			1 1	1	by curb
Holden	F					3 3		other
Hollister	N		yes			1	2	by curb
Holt	E			3				by the street
Humansville	O			1		1 1		by curb
Hunnewell	G		yes	1		1	on request	by curb
Huntleigh	L					2		by garage
Iberia	T		yes			1 1	1-2	by curb
Indian Point	N			2		1 1	1	by curb
Iron Mountain Lake	R			2		1		by curb
Jamesport	B	yes	yes			1 1	4	by curb
Jonesburg	I		yes			1	4	by curb
Kahoka	C		yes			1 1	2	by curb
Keytesville	B	yes				1 1	2	by curb
Kidder	B			2		1 1	1	city hall property drop off
Kimberling City	N		yes	1		1 1	1	by curb
King City	A		yes				2	by curb
Kingdom City	H		yes				1	by curb
Knob Noster	F		yes	2		1		by curb
Koshkonong	P		yes			1	1	alley, by garage, behind house, by curb, other
LaBelle	C		yes			1 1	2	by curb
LaGrange	C		yes			1 2	2	by curb
Lake Lotawana	E			3		1 1		by curb
Lake Ozark	T		yes			1 1	2	alley, by curb
Lake Tapawingo	E		yes	1		1	1	by curb
Lake Waukomis	E			1		1	on request	by curb
Lamar	M	yes				2 2	1	by curb

TABLE I COLLECTION PRACTICES

Municipality	Solid Waste Region	System of Collection			Pickup Frequency (Per Week)		Special Pickups (Per Year)	Point of Residential Pickup
		City	Contractor	Private	Residential	Commercial		
LaMonte	F		yes		1			by curb
Lanagan	M							alley
Laredo	B				1			by curb
Lathrop	D		yes		1		2	by curb
Laurie	F			3	1	2		by curb
Leadington	R	yes			1		2	alley
Leadwood	R			4	1	1		by curb
Lexington	F		yes	1	1		1	by curb
Liberal	M	yes	yes		1	1	2	alley, by curb
Licking	P		yes		1	2	2	by curb
Lilbourn	S		yes		2	1	1	by curb
Lincoln	J				1		1	by curb
Linn Creek	T			2	1	1	2	by curb
Lohman	H				1			by curb
Lone Jack	E			3	1	1		by curb
Marceline	B		yes		1	varies	2	by curb
Marionville	N		yes		1		1	by curb
Marlborough	L		yes	220	2			by curb
Marquand	R		yes	3	1	1		alley, by garage, behind house, by curb
Marston	S		yes		2		1	by curb
Marthasville	I		yes				1	by curb
Martinsburg	H	yes	yes		1	2	2	by curb
Maysville	D		yes				2	by curb
Memphis	C		yes		1	1	2	by curb
Merriam Woods	N			4	1	1		by curb
Meta	H		yes				1	by curb
Milan	B				3			by curb
Miller	N		yes		1		1 or 2	alley, by garage, behind house, by curb
Miner	S		yes	1	2		4	by curb
Moline Acres	L		yes	1	2		52	by curb
Montgomery City	I		yes		2	5	12	by curb
Morehouse	S		yes		1		1	by curb
Morley	S		yes		1	1	1	by curb
Morrisville	O						1	by garage, by curb
Mosby	O							
Moscow Mills	I		yes		1			by curb
Mound City	A		yes		1		on request	by curb
Mountain View	P	yes			5	5	on request	alley, by curb
Naylor	Q		yes		1		1	by curb, other
Neck City	M		yes		1		1	by curb
Neelyville	Q		yes		1	1	2	by curb

TABLE I COLLECTION PRACTICES

Municipality	Solid Waste Region	System of Collection			Pickup Frequency (Per Week)		Special Pickups (Per Year)	Point of Residential Pickup
		City	Contractor	Private	Residential	Commercial		
New Bloomfield	H		yes	1	1		1	by curb
New Florence	I		yes		1		4	by curb
New Franklin	H		yes		1	2-3 week	2-6	by curb
New Hampton	B		yes		1	1	1 or 2	by curb
New Haven	I	yes			2		12	by curb
New Melle	L			3	1	1		behind house
Newburg	K		yes		1	2	1	by curb
Newtonia	M			1	1			alley, by garage, behind house, by curb
Niangua	O			2	1	1		alley, by garage, behind house, by curb
Norborne	B		yes		1	1		by curb
North Kansas City	E		yes	5	3			by curb
Northmoor			yes		1		1	by curb
Norwood Court	L		yes		2		12	behind house
Novinger	C		yes				2	by curb
Oak Grove (V)	I		yes		1			by curb
Oakland	L		yes		1		on request	by curb
Oakview	E			2	1	as needed	1	by curb
Odessa	F		yes		1	multiple		by curb
Oran	S		yes		1		1	by curb
Oregon	A			3				
Oronogo	M		yes					
Orrick	E		yes					alley, by curb
Osage Beach	T			2	1		1	by curb
Osceola	J		yes		1	varies	2	by curb
Pagedale	L		yes		1		12 heavy pick up items/year and 4 major appliance	other
Palmyra	G		yes		1		2	by curb
Paris	G		yes		1	1	2	by curb
Peculiar	E		yes		1			by curb
Pevely	L		yes		1	1	1	by curb
Phillipsburg	T			2	1	1	1	by curb
Piedmont	Q			1	1	1-4		end of driveway
Pine Lawn	L	yes	yes		2	2		by curb
Platte City	E	yes			1	varies	52	by curb
Plattsburg	D		yes		1		2	alley, by garage, behind house, by curb
Polo	B		yes		1			by curb
Portageville	S	yes			1	1	2	by curb
Preston	J			3	1	1		by curb
Princeton	B	yes			1	2	every 6 weeks	by curb

TABLE I COLLECTION PRACTICES

Municipality	Solid Waste Region	System of Collection			Pickup Frequency (Per Week)		Special Pickups (Per Year)	Point of Residential Pickup
		City	Contractor	Private	Residential	Commercial		
Purcell	M		yes		1			by curb
Purdy	N	yes	yes		1		1	by curb
Queen City	C		yes					
Rocheport	H	yes	yes					
Rock Port	A		yes		1	1-6	on request	by curb
Rockaway Beach	N		yes		1	2	1	by curb
Russelville	H		yes		1	1	1	by curb
Salem	K		yes		1		2	by curb
Salisbury	B		yes		2	1		by curb
Sarcoxie	M		yes		1	1	1	by curb
Savannah	D	yes	yes		1		2	by curb
Scott City	S		yes	3	1		2	by curb
Seligman	N		yes		1	1	2	by curb
Senath	S		yes					by curb
Seneca	M		yes		1	customer preference	on request	alley, by curb
Shelbina	G		yes		1	1	2	by curb
Shelbyville	G		yes		1	1	2	by curb
Sheldon	M	yes			1	1	2	by curb
Skidmore	A		yes		1	1	2	alley, by garage
Smithton	F		yes		1	1-5	1	by curb
South Greenfield	N				1			by curb
Sparta	O		yes		1		1	by curb
St. Clair	J				1	1	12	by curb
St. George	L		yes		2		as needed	by curb
St. James	K	yes			1	1		by curb
St. Martins	H		yes		1	1	2	by curb
St. Mary	R			2	1			
St. Paul	L			3	1			by curb
St. Robert		yes	yes	1	1	1-6	2	by curb
Stanberry	K		yes		1		2	by curb, by road in front
Ste. Genevieve	R			3	1	2	on request	by curb
Steele	S	yes			1	1-3	1	alley, by curb
Steelville	K		yes		1		2	by curb
Stella	M				1	1		alley and other
Stewartsville	D		yes		1	1-2	1-2	by curb
Stockton	J				1			by curb
Stoutland	T			1				
Stover	F	Yes	yes		1		1	by curb
Strasburg	E			2	1	1	1	by curb
Sturgeon	H		yes		2		2	by curb
Sugar Creek	E	yes		3	1		3	by curb

TABLE I COLLECTION PRACTICES

Municipality	Solid Waste Region	System of Collection			Pickup Frequency (Per Week)		Special Pickups (Per Year)	Point of Residential Pickup
		City	Contractor	Private	Residential	Commercial		
Sweet Springs	F		yes		1	1-5 times		by curb
Sycamore Hills	L		yes		1	1	as needed	by curb
Syracuse					1	1		by curb
Taos	H			1	1	1		by curb
Tarkio	A		yes		1		2	by curb
Thayer	P		yes		1	1	1	by curb
Tipton	H		yes		1	1	1	by curb
Trimble	D			2	1	1		by curb
Truesdale	I		yes		2		as needed	behind house, by curb
Union Star	D		yes		1		1 or 2	by curb
Unionville	B		yes		1	1	2	alley, garage, by curb
Uplands Park	L		yes	1	2			by curb
Urbana	J		yes	1	1		2	by curb
Urich	J			3	1	1	1	alley, by garage, by curb
Van Buren	Q		yes		1		1	by curb
Vandalia	H		yes		1		2	by curb
Velda City	L		yes		2		52	by curb
Versailles	F		yes		1		1	by curb
Vienna	K		yes		1	1	1	by curb
Vinita Park	L		yes		1		20	by curb
Wardsville	H		yes					by curb
Warsaw	J		yes		1		1	by curb
Warson Woods	L	yes	yes	5	2		as needed	by garage, behind house, by curb
Washburn	N		yes					by curb
Waverly	F		yes		1		1	alley, by curb
Weatherby Lake	E				1		on request	by curb
Wellsville	I		yes		2	2	1	by curb
Weston	E		yes		1	1	12	by curb
Wheatland	J		yes		1	1	2	by curb
Wheaton	N		yes		1	1	1	by curb
Willow Springs	P	yes			1	1	2	by curb
Winchester	L		yes		1		52	by curb
Winona	P		yes		1	1	1	by curb
Woodson Terrace	L		yes		2		on request	by curb
Wright City	I		yes					by curb
Wyaconda	C				1	1	2	by curb
Wyatt	S			2	1	1		by curb

TABLE II MUNICIPAL COLLECTION

Municipality	Is Residential Service Mandatory?	Percentage Using Service	Average Crew Size	Pickups Per Day	Number of Trucks Used
Over 10,000					
Bridgeton	yes	100			
Cape Girardeau	yes		2	830	3
Columbia	yes		2	750	36
Fulton	yes		2		2
Jackson	no	95	3	1000	6
Kirkwood	yes		2	1400	4
Manchester	yes		1	1200	3
Marshall	yes		2	575	5
Moberly	yes		2	1125	1
O'Fallon	yes		1	700	8
Rolla	yes		2	256	8
Sedalia	yes		3		5
St. Peters	yes		1	1100	15
University City			3	800	4
West Plains	yes		2	200	4
5,000-10,000					
Bowling Green	yes		3	600	3
Caruthersville			3	480	4
Chillicothe	yes		3	650	3
De Soto	yes		2	300	6
Dexter	yes		3	800	2
Monett	yes		2	500	2
Normandy	yes		2	275	2
Park Hills	yes		3	720	2
Valley Park	yes		3	1100	1
Under 5,000					
Ava	yes		3	385	3
Bernie	yes		3	600	1
Bevier	yes		2	1	
Big Lake			1		1
Bloomfield	yes		3		1
Bonne Terre	yes		3	600	1
Bucklin	no	85		1	
California	yes		2		2
Callao	no	90		24	1
Canton	yes			170	
Cartersville	yes				
Centralia	yes		2	300	1
Chaffee	yes		2		2
Country Club Hills	yes		1	2	1
Crystal City	yes		3	450	1
Curryville	yes				
Desloge	no	90	3	599	1
Dixon	yes		2	375	1
Edina	yes		2	300	1
Granby	yes		2	150	1
Grandin	yes				
Green City	yes		2	350	1
Greenfield	yes		1	1	1
Hayti	yes		3		1
Hillsboro	yes		1	395	1
Jamesport	yes				
Keytesville	yes		1	198	1

TABLE II MUNICIPAL COLLECTION

Municipality	Is Residential Service Mandatory?	Percentage Using Service	Average Crew Size	Pickups Per Day	Number of Trucks Used
Lamar	yes		4	723	2
Leadington	yes		1	185	1
Liberal	yes		2	1	2
Martinsburg	yes			1	
Mountain View	yes		2	250	2
New Haven	yes				
Pine Lawn	yes		2		2
Platte City	yes			465	4
Portageville	yes		3	390	2
Princeton	yes		2	190	1
Purdy	yes				
Rocheport	yes				
Savannah	yes				
Sheldon	yes		2	215	1
St. James	yes		2	397	2
St. Robert	yes				
Steele	yes		2	1	1
Stover	Yes				
Sugar Creek	yes		3	500	1
Urbana	yes				
Warson Woods	yes				
Willow Springs	yes		2	225	1

TABLE III CONTRACTOR COLLECTION

Municipality	Is Residential Service Mandatory?	Is Commercial Service Mandatory?	City Collect Bills For Hauler?	City Administrative Fee	Insurance Required/Amount	City Truck License Required/Amount
Over 10,000						
Arnold	yes	no	yes		yes	no
Ballwin	yes	no	no		yes	\$1,000,000
Bellefontaine Neighbors	yes	no	no		yes	no
Berkeley	yes	no	no		yes	\$300,000/injury \$100,000 property damage
Bridgeton	yes	no	no		yes	100,000/300,000
Carthage	yes	yes	yes	.40	Yes	2,000,000
Chesterfield	yes	no	yes		yes	2,000,000
Clayton	yes	no	yes		yes	3,000,000
Crestwood	yes	no	no		yes	10,000,000
Creve Coeur	yes	no	no		yes	1,000,000
Excelsior Springs	yes	no	yes		no	yes
Hazelwood	yes	no	no		yes	no
Jefferson City	no	no	no		yes	3,000,000
Jennings	yes	no	no		yes	Liability \$1,000,000 per occurrence/\$2,000,000 general aggregate/\$1,000,000 property
Joplin	yes	no	no		yes	\$1,000,000
Kirksville	yes	no	yes	2% of collection	yes	\$1,000,000
Lake St. Louis	yes	no	no		yes	\$2,000,000
Liberty	yes	no	yes	1.08 per year	yes	
Manchester	yes	no	no		yes	\$2,000,000 per event
Maryland Heights	no	no	no		yes	\$2,000,000
Mexico	yes	no	yes	5.65 per household	yes	\$2,000,000 aggregate, \$1,000,000 per occurrence
Nixa	yes	no	yes	8%	yes	\$1,000,000
Overland	yes				yes	\$2,000,000 per person/5,000,000 occurrence
Sikeston	yes	no	yes	.75	yes	\$2,000,000
Wentzville	yes	no	yes	.50	yes	\$1,000,000
West Plains						
Wildwood	yes	no	no		yes	yes
5,000-10,000						
Bowling Green	yes	no	yes	3.5% of money collected	yes	no
Cameron	yes	no	yes	.96	yes	1,000,000
Carl Junction	yes	yes	yes		yes	1,000,000
De Soto	yes	no	yes		yes	yes
Dellwood	no	no	no		yes	2,000,000

TABLE III CONTRACTOR COLLECTION

Municipality	Is Residential Service Mandatory?	Is Commercial Service Mandatory?	City Collect Bills For Hauler?	City Administrative Fee	Insurance Required/Amount	City Truck License Required/Amount
Des Peres	yes	no	no		yes 2,000,000	no \$50.00
Eureka	yes	no	yes		yes 1,000,000/2,000,000	no
Festus	yes	no	yes		yes	no \$75.00
Glendale	yes	no	yes	2.56/quarter	yes	no \$100.00
Harrisonville	yes		yes	.72		
Kearney	yes	no	yes	.25 per month	yes	no
Macon	yes	no	no		yes \$100,000 bodily injury or death one person; 100,000 prop. Damage; \$300,000 two/more persons	yes
Maplewood	yes	no	no		yes \$2,000,000 aggregate	yes \$75.00
Ozark	no	no	yes	.50		no
Richland	yes	no	yes		yes	
Richmond Heights	yes	no			yes 20% of annual total contract price	no
Shrewsbury	yes	no	no		yes \$410,496	no
Smithville	yes	no	no		yes \$1,000,000	no
St. John	yes	no	no		yes 2,000,000 aggregate	yes
Sunset Hills	no		no		yes \$1,000,000	no
Trenton	yes	no	yes		yes	no
Union	yes	yes	no		no 2.5 M/10 M aggregate	
Warrenton	yes	no	no		yes \$50,000 performance; \$100,000 per person; \$50,000 property	no \$150.00
Under 5,000						
Adrian	yes	no	yes	0.5	yes	no
Airport Drive	yes	no	no		yes	no
Alba	yes	yes	yes		yes 50,000/25,000	yes
Albany	yes	no	yes		yes 1,000,000	yes \$25.00
Alma	yes	no	yes		no	no
Alton	yes	no	no		yes 100,000/300,000/100,000	no
Appleton City	yes	no	yes	.50	yes	yes \$25.00
Arcadia	yes	no	yes		yes	no
Archie	yes	no	yes	0.15	yes \$300,000	no
Ash Gove	no	no	no		no	no
Ash Grove	no	no			yes	
Ashland	yes	yes	yes	42	yes \$2,000,000	no
Auxvasse	yes	yes	no		yes	
Bellflower	yes	no	yes		yes state minimum	no
Bel-Nor		no			yes	no
Benton	no	no	yes	\$1.00 each bill	yes \$1,000,000	no
Berger	yes				yes	no

TABLE III CONTRACTOR COLLECTION

Municipality	Is Residential Service Mandatory?	Is Commercial Service Mandatory?	City Collect Bills For Hauler?	City Administrative Fee	Insurance Required/Amount	City Truck License Required/Amount
Bertrand	yes	no	yes	.80	yes \$1,000,000	no
Bethany	yes	no	yes	0.1		no
Bethel	no	no	no		no	no
Bevier	yes	yes	yes	.10	yes	no
Big Lake	no	no	no			no
Billings	yes	no	no		yes	no
Blackwater	yes	no	yes		no	no
Bogard	yes	no	yes	5%	yes 100,000	no
Bonne Terre	yes					
Brashear	no	no	no		yes	no
Braymer	yes		no		yes	no
Brookfield	yes	no	yes	.60 per month	yes	no \$50.00
Bucklin	no	no	yes			no
Buckner			no			
Buffalo	yes	yes	yes	.50 per customer	yes \$1,000,000	no
Bunker	no	no	yes	.35 each resident	yes	no
Butler	yes	no	yes	.50	yes 100,000/300,000	no
Butterfield	yes	yes			yes	no
Cabool	no	yes	yes	6%	yes 1,000,000/3,000,000	no
Callao	yes	yes	yes			no
Calverton Park	no		no		yes 1,000,000	no
Camdenton	no	no	no		yes 1,000,000/2,000,000	no
Canton	yes		yes	5%	yes	no
Cartersville	yes	no	yes	.50	yes 100,000	yes \$25.00
Cassville	yes	yes	yes		yes 100,000 per person, 800,000 per occurrence, 100,000 property damage	no
Center	yes	yes	no		yes	no
Charlack	yes	no	no		yes	no
Clarence	yes	no	yes	100 per month	no	no
Cleveland	yes	yes	no		yes	no
Clever	yes	no	yes	.25	no	no
Cole Camp	yes		yes	.75	yes	no \$25.00
Collins	no	no	no		yes	no
Concordia	yes	yes	yes		yes 1,000,000/2,000,000	no
Country Club	yes	no	no		yes 800,000	no
Country Club Hills	no		no			
Crane	yes	yes	yes	10%	yes 10,000,000	no
Curryville	no	no	yes		no	no
Doniphan	yes	yes	yes	9%	yes 100,000	no

TABLE III CONTRACTOR COLLECTION

Municipality	Is Residential Service Mandatory?	Is Commercial Service Mandatory?	City Collect Bills For Hauler?	City Administrative Fee	Insurance Required/Amount	City Truck License Required/Amount		
Edgerton	yes		yes	.50		no		
Eldon	yes	no	yes			no		
Elsberry	yes	yes	yes	7%	yes	1,000,000	no	
Eminence	yes	no	yes	10%	yes		no	
Fairfax	yes	no			yes	100,000	no	
Farber	yes	no	yes	.56	yes	\$100,000/300,000/50,000	no	
Fayette		yes	yes	.25	yes		no	
Fenton	no	no	no		yes		no	
Foristell	yes	no	yes		yes	\$1,000,000	no	
Gallatin	no	no	yes		yes		no	
Gerald	yes	yes	yes		yes		no	
Gideon	yes	yes	yes	1.00	yes	\$500,000	yes	\$30.00
Gilliam	yes	yes	yes		yes		no	
Glasgow	yes		yes		yes		no	
Goodman	yes	no	yes	1.00	yes		no	
Gower	yes	no	yes	.50	yes		yes	\$1.00
Grandin	yes		yes	1.00			no	
Grant City	yes	no	yes		yes		no	
Greenfield	yes	no	yes	10%			yes	\$20.00
Hallsville	yes	yes	yes	.50 per customer/5% commercial	yes		no	
Hamilton	yes	yes	yes	.25	yes	\$10,000 bond and \$300,00 life	no	
Hanley Hills	yes	no	yes	\$2.00	yes	20,000 performance bond, \$100,000/300,000 liability and damage	no	
Hartville	yes	yes	yes	5%	yes	\$2,000,000	no	
Hawk Point	yes	no	yes				no	
Henrietta	no	no	yes		yes	\$5,000	yes	\$100.00
Herculaneum	yes	no	yes		yes	general liability 1,000,000, automotive \$1,000,000, umbrella liability 2,000,000	no	
Hermann	yes	yes	yes	.55 per month	yes	1,000,000	no	
Hermitage	no	no	no	.50	yes		no	
Higginsville	yes	no	yes	5% of all trash fees	yes	\$1,000,000/3,000,000 plus proof of workers' comp	no	
Hillsboro	yes	no	no					
Holcomb	no	no	yes		no		no	
Hollister	no		yes	5.5%	yes	1,000,000	no	
Hunnewell	yes	no	yes		yes	\$500,000	no	
Iberia			yes	.20%			no	
Jamesport	yes	yes	yes	5%	yes	\$1,000,000 per occurrence	no	

TABLE III CONTRACTOR COLLECTION

Municipality	Is Residential Service Mandatory?	Is Commercial Service Mandatory?	City Collect Bills For Hauler?	City Administrative Fee	Insurance Required/Amount	City Truck License Required/Amount	
Jonesburg	yes	no	yes	5%	yes	no	
Kahoka	yes	no	yes	3%	yes	\$300,000	
Kimberling City	yes	yes	no		yes	no	
King City	yes	no	yes	.10 per household	yes	no	
Kingdom City	no	no	yes			no	
Knob Noster	yes	no	yes	varies	no	no	
Koshkonong	no	no	yes	10%	yes	yes	
LaBelle	yes	yes	yes	\$10 per customer	yes	no	
LaGrange	yes	yes	yes	8%	yes	\$850,000	
Lake Ozark	yes	yes	yes	.75 per residential customer	yes	no	
Lake Tapawingo	yes		yes		yes	no	
LaMonte	yes	no	yes	.70	no	no	
Lathrop	yes	no	yes	.50 each	yes	no	
Leadington	no	no					
Lexington	yes	no	yes	16% of all collections	yes	\$100,000 liability, WC, \$26,000 performance bond	
Liberal	no	no	yes	.50 per customer	no	no	
Licking		no	yes	6% of billing	yes	1-2 million	
Lilbourn	yes		yes	5%		no	
Lincoln	yes	no	yes	41.00 per collection	yes	\$500,000 liability/\$10,000 performance	
Marceline	yes	yes	yes	.25 per resident	yes	\$1,000,000	
Marionville	yes	no	yes	.50		yes	\$25.00
Marlborough	yes	no	no		yes	2,500,000	
Marquand	no	no	yes		yes	no	
Marthasville			yes		yes	no	\$10.00
Martinsburg	no	no	yes	.67 per customer	yes	no	
Maysville	yes	no	yes	7.40	yes	\$1,000,000 liability, comp etc. \$500,000 property	
Memphis	yes	no	yes	4%	yes	\$100,000	
Meta	yes	no	yes		yes	no	
Milan			yes		no	no	
Miller	yes	no	yes	1.50	yes	50,000 performance, \$100,000 per accident, \$10,000 property damage	
Miner	yes	no	yes	.50 each household	yes	no	\$25.00
Moline Acres	yes	yes	no		yes	no	

TABLE III CONTRACTOR COLLECTION

Municipality	Is Residential Service Mandatory?	Is Commercial Service Mandatory?	City Collect Bills For Hauler?	City Administrative Fee	Insurance Required/Amount	City Truck License Required/Amount
Montgomery City	yes	yes	yes	no set amount	yes \$250,000/500,000	no
Morehouse	yes	no	yes	5%	yes	yes \$25.00
Morley	yes	yes	no		no	no
Moscow Mills	yes		yes	6%	yes	no
Mound City	yes	no	yes	.50	yes \$800,000	no
Naylor		no	yes	.50	yes	no
Neck City	no	no	yes	.30	yes \$100,000 for 2 or more persons	no
Neelyville	no	no	yes	.50 per unit per month	yes 10,000,000 general aggregate	no
New Bloomfield	no	no	no		yes \$5,000,000	no
New Florence	yes	no	yes		yes \$500,000	no
New Franklin	yes	yes	yes	10%	yes \$300,000	yes \$25.00
New Hampton	yes	no	yes	.75	yes \$125,000	no
New Haven	yes	no	no		yes	no
Newburg	yes	yes	yes	\$1.00		no
Norborne	yes	no	yes	5%	yes 300,000/500,000/50,000	no
North Kansas City	yes	no	no		yes \$1,000,000	yes \$250.00
Northmoor	no	no	yes		no	no
Norwood Court	yes	no			yes	no
Novinger	yes	no	yes		no	no
Oak Grove (V)	no	no	yes		yes \$100,000	no
Oakland	yes	no			yes	no
Odessa	yes	yes	yes	.14 each customer	yes \$1,000,000	no \$25.00
Oran	yes		yes		yes	no
Oronogo	yes	yes	yes	1.00	yes liability only	no
Orrick	yes	no	yes			
Osceola	no	no	no		yes	no
Pagedale	yes	no	no		yes 5,000,000	no
Pairs	yes	yes	yes	6%	yes \$1,000,000 occurrence/2,000,000 general aggregate	no
Palmyra	yes	yes	yes	300.00 mo.	yes 20,000 performance bond/1,000,000 prop damage/300,000 auto liability	no
Paris	yes	yes	yes	6 %	yes 1,000,000 occurrence, 2,000,000 general aggregate	no
Peculiar	yes		yes		no	no
Pine Lawn	yes	yes	yes			no
Platte Woods	yes	no	yes		yes \$5,000	yes \$40.00
Plattsburg	yes	no	yes	1.05	yes 5,000,000	no

TABLE III CONTRACTOR COLLECTION

Municipality	Is Residential Service Mandatory?	Is Commercial Service Mandatory?	City Collect Bills For Hauler?	City Administrative Fee	Insurance Required/Amount	City Truck License Required/Amount		
Polo	yes	no			yes	no		
Purcell	yes	no	no		yes	no		
Purdy	yes	no	yes		no	no		
Queen City	no	no	no		yes	no		
Rocheport	yes	no	yes	.25	yes	\$1,000,000		
Rock Port	no	no	no		yes	\$1,000,000		
Rockaway Beach	yes	yes	yes	.50 per bill	yes	yes	\$75.00	
Russelville	no	no	no		no	no		
Salem	yes	no	yes	.25	yes	no		
Salisbury	yes	no	yes	4%		no		
Sarcoxie	yes	no	yes		yes	\$300,00 per person, \$1,000,000 two persons, \$200,000 property damage	yes	\$5.00
Savannah	yes	no	yes		yes	\$1,000,000	yes	\$50.00
Scott City	yes	no	yes	.50 per bill	yes	\$1,000,000	no	
Seligman			yes		yes	\$50,000 person/100,000 per accident/25,000 property	no	
Senath			yes	.25	yes	\$500,000	no	
Seneca	no	no	yes	2.00 resident/1.00 yd - commercial	yes	\$1,000,000	yes	\$25.00
Shelbina	yes	yes	yes	.10 per address occupied	yes	\$100,000 auto/\$100,000 workers' comp	no	
Shelbyville	yes	yes	yes		yes	\$1,000,000	no	
Skidmore	yes	yes	yes		yes	\$100,000 one person/\$50,000 prop damage	no	
Smithton	yes	yes	yes	5% total amount billed	yes	\$1,000,000	yes	\$10.00
South Greenfield	no		no				no	
Sparta	yes	no	yes	.70			no	
St. Clair	yes		yes				no	
St. George	yes		no		yes	\$1,000,000	no	
St. Martins	no	no	no		yes		no	
St. Robert	yes	no	yes		no		no	
Stanberry	yes		yes	1.25	yes	\$20,000	no	
Steelville	yes	no	yes	.25	yes	\$1,000,000	no	
Stella	no	no	yes	2.00 per household	no		no	
Stewartville	yes	yes	yes		yes	\$100,000	no	
Stockton	no	no	no		yes	\$1,000,000	no	
Stover	yes	no	yes	\$1.00	yes		no	
Sturgeon	yes	yes		1.50				

TABLE III CONTRACTOR COLLECTION

Municipality	Is Residential Service Mandatory?	Is Commercial Service Mandatory?	City Collect Bills For Hauler?	City Administrative Fee	Insurance Required/Amount	City Truck License Required/Amount
Sweet Springs	yes	yes	yes	.10	yes \$2,000,000	no
Sycamore Hills	yes	yes	no		yes at least \$1,000,000	no
Syracuse	yes	yes	yes		no	no
Tarkio	yes	yes	yes	2.55	yes	no
Thayer	yes	yes	yes	7%	yes	no
Tipton	yes	yes	yes	.25 per customer		yes \$25.00
Truesdale	no	no	yes		yes \$100,000 per person, \$300,000 for two/more, \$50,000 property damage	no
Union Star	yes	no	yes	.50 per household	yes	no
Unionville	yes	no	yes	.40 per customer	yes	no
Uplands Park	yes		no		no	no
Urbana		no	yes	.80 per cost	yes	no
Van Buren	yes	no	no		yes \$1,000,000	no
Vandalia		No	yes	.25 per household	yes \$1,000,000 per occurrence, \$3,000,000 aggregate	for each business \$10.00
Velda City	yes	no	no		yes	no
Versailles	yes	yes	yes	.10	yes \$100,000	no \$35.25
Vienna	yes	no	yes	.50 bill	yes \$2,500,000 each occurrence	\$25.00
Vinita Park		no	no		yes	no
Wardsville	no	yes	no		yes \$1,000,000	no
Warsaw	yes	no	yes		yes	no
Warson Woods	yes	no	no		yes \$2,000,000 aggregate, \$1,000,000 per injury; \$1,000,000 each occurrence; \$50,000 fire damage	yes \$25.00
Waverly	yes	no	yes	.15 per service	yes \$100,000	no
Weatherby Lake		no	no		yes \$1,000,000	no
Wellsville	no	no	yes	1.70 each	yes	no
Weston	yes	yes	yes		yes 1,000,000	no
Wheatland	yes	yes	yes	.50 per customer	yes	no
Wheaton	yes	no	yes	\$1.00	yes	no
Winchester	yes	no	no		yes	no
Winona	yes	yes	yes		yes \$2,500,000	no
Woodson Terrace	no	no	yes		yes \$1,000,000	no
Wright City	yes	no	yes		yes	no
Wyaconda			yes		yes \$1,000,000	no

TABLE IV PRIVATE COLLECTIONS

Municipality	City Regulation of Private Haulers	City Truck License/Amount	Hauler Licenses Limited	Insurance Required	
Over 10,000					
Berkeley	yes	yes	\$35.00	no	yes
Blue Springs	yes	yes, business only	\$25.00	no	yes
Bridgeton	no	no		no	no
Excelsior Springs	yes	yes	\$100.00	no	no
Florissant	yes	yes	\$15.00	no	no
Gladstone	yes	yes			
Grandview	yes	no		no	yes
Hannibal	yes	yes	\$50,000.00	no	no
Independence	yes	yes	\$25.00	no	yes
Joplin	yes	yes	\$5.00	no	yes
Kennett	no	yes	\$50.00	no	no
Kirksville	yes	yes	\$25.00	no	yes
Manchester	yes	no		no	yes
Maryville	yes	no		no	no
Mexico	yes	yes	\$25.00	no	yes
Poplar Bluff	yes	yes		no	yes
Raymore	yes	no		no	yes
Sikeston	no	yes	\$50.00	no	no
St. Joseph	yes	yes	\$15.00	no	yes
St. Peters	yes	yes	\$200.00	no	yes
Town & Country	yes	yes	\$25.00	yes	yes
5,000-10,000					
Bolivar	yes	yes	\$15.00	no	yes
Bowling Green	yes	yes	\$25.00	no	yes
Cameron	no				
Clinton	no	no		no	no
De Soto	yes	yes	\$50.00	no	yes
Festus		yes	\$75.00	no	yes
Glendale	yes	no		no	yes
Ladue	yes	yes	\$12.00	no	yes
Monett	no				
Nevada	yes	yes	\$25.00	no	yes
Pleasant Hill	no				
Republic	no				
Sunset Hills	yes	no		no	yes
Trenton	no				
Union	yes	no		no	no
Weldon Spring	no	no		no	no
Under 5,000					
Annapolis	yes	no		no	yes
Avondale	no				
Bakersfield	no	no		no	no
Baring	no				
Bates City	no				
Bertrand	no	no		no	no
Bethany	no	no			
Bevier	no				
Bland	no				
Branson West	no				
Bucklin	no				
Buckner	no				
Burlington Junction	no	no		no	no

TABLE IV PRIVATE COLLECTIONS

Municipality	City Regulation of Private Haulers	City Truck License/Amount	Hauler Licenses Limited	Insurance Required
Calhoun	no			
Callao	yes	no	no	
Centerview	yes	yes	\$15.80	no
Centralia	yes	no	\$37.50	yes
Chilhowee	no			
Corder	yes	no		yes
Cottleville	no	no		no
Country Club Hills	no	no		no
Crockers	no			
Doolittle	no	no		no
Duenweg	no			
Duquesne	no			
Ellsinore	yes	yes	\$50.00	yes
Everton	no			
Excelsior Estates	no	no		no
Fair Grove	no	no		no
Fayette	yes	no		
Frankford	no			
Fremont Hills	no			
Garden City	no			
Grandin	no	no		no
Green Park	no	no		no
Highlandville	no			
Holt	no	merchant license		
Humansville	yes	no		yes
Hunnewell	no			
Iron Mountain Lake	no	no		yes
Kidder	no			
Knob Noster	yes	no		no
Lake Lotawan	no	no		yes
Lake Tapawingo		no		yes
Lake Waukomis	no	no		yes
Laurie	no			
Leadwood	yes	yes	\$25.00	no
Lexington	no			
Linn Creek	no	no		no
Lone Jack	no			
Marlborough	no			
Marquand	no			
Merriam Woods	no	no		no
Miner	no	yes	\$25.00	yes
Moline Acres	no			
New Bloomfield	no	no		no
New Melle	no	no		no
Newtonia	no			
Niangua	no	no		no
North Kansas City	yes	yes	\$250.00	no
Oakview		no		yes
Oregon	yes	yes	\$1.00	no
Osage Beach	no	no		no
Pevely	no	no		yes
Piedmont	no	no		no
Pine Lawn	no	no		
Polo	no			
Scott City	no	no		no

TABLE IV PRIVATE COLLECTIONS

Municipality	City Regulation of Private Haulers	City Truck License/Amount		Hauler Licenses Limited	Insurance Required
St. Mary	no	yes	\$30.00	no	yes
St. Paul		no			
St. Robert	no	no		no	no
Ste. Genevieve	yes	yes	\$25.00	no	yes
Stoutland	no	no		no	no
Strasburg	no				
Sugar Creek	no	no		no	no
Taos	no	no		no	no
Trimble	no	yes	\$25.00	yes	no
Uplands Park	yes	no		yes	no
Urbana	yes	no		no	yes
Urich	no				
Village of Indian Point	no	no		no	no
Warson Woods	yes	no			yes
Wyatt	no	yes	\$12.10	no	no

TABLE IX PUBLIC OWNED LANDFILLS II

Municipality	Disposal Privileges to Other Private Haulers?	Who Manages and Operates Landfills		Who Sets Rates?	Expected Life	Future Disposal
		City	Contractor			
Over 10,000						
Carthage	no	yes	no			
Columbia	yes	yes	no			
Fulton	no	yes	no		12 years	
Maryville	no	yes	no		closed	no
Moberly	no	yes	no		8 months	yes
Springfield	yes	Yes	No		38 years	
5,000-10,000						
Under 5,000						
Princeton	yes	yes	yes	no	5 years	

TABLE V COLLECTION EQUIPMENT

Municipality	Regulations Requirements	Vehicle Types Used	Container Specifications				Open Burning of Refuse	Open Burning Yard Waste	Fines for Open Burning
			Handles, etc.	Covers/Lids	Maximum Size	Container Materials			
Over 10,000									
Arnold	no	packer-type, open dump trucks					no	no	
Ballwin	yes	packer-type	30 gal max, max weight 75 lbs.	yes		Biodegradable, bags for yard waste only	no	no	yes
Bellefontaine Neighbors	no			yes			no	no	yes
Berkeley	yes	packer-type	handles, 32 gal trashcans or 90 gal carts	yes		containers only	no	no	yes
Blue Springs	no	packer-type		yes			no	no	yes
Bridgeton	no	packer-type		yes	not to exceed 50 lbs		no	no	
Cape Girardeau	no	packer-type	handles required/35 gal cans or bags	yes	35 gal max can/bag	steel/plastic	no	yes	yes
Carthage	no	packer-type	20-35 gal	yes			no	yes	yes
Chesterfield	yes	packer-type	less than 75lbs/less than 35 gal	yes		airtight/water proof	no	no	
Clayton	no	packer-type, open dump trucks					no	no	
Columbia	no	packer-type/roll-offs	bags are included, but not required to use			bags/disposable container	no	no	
Crestwood	yes	packer-type	less than 20 gal/no greater than 45 gal	yes		metal/rubber/fiberglass	no	no	
Creve Coeur	yes	packer-type	handles required/30 gal	yes		plastic bags	no	no	no
Excelsior Springs	no	packer-type				bags	no	no	yes
Fulton	no	packer-type	90 gal carts are provided				no	no	yes
Gladstone	no	packer-type		yes			no	no	
Grandview	no	packer-type					yes	no	yes
Hannibal	yes	packer-type, pickup trucks	30 gal or less				no	yes	yes
Hazelwood	yes	packer-type	cans with lids and handles, not to exceed 50 lbs loaded	yes			no		no
Independence	no	packer-type,					no	no	yes

TABLE V COLLECTION EQUIPMENT

Municipality	Regulations Requirements	Vehicle Types Used	Container Specifications				Open Burning of Refuse	Open Burning Yard Waste	Fines for Open Burning
			Handles, etc.	Covers/Lids	Maximum Size	Container Materials			
Jackson	no	packer-type	certain size		3, 33 gal	bags	yes	yes	
Jefferson City	no	packer-type	prepaid bags or rental carts	yes			yes	yes	
Jennings	no	packer-type	32 gals. Maximum 40 lbs unless in their cart	yes			no	no	
Joplin	yes	packer-type	handles required, max 45 gal., 90 gal poly carts				no	yes	
Kennett	no	packer-type					yes	yes	
Kirksville	no	packer-type	1 bag or can 33 gal not over 40 lbs				no	yes	yes
Kirkwood	no					bags or disposal containers only	no	no	yes
Lake St. Louis	no	packer-type					no	no	
Liberty	no						no	no	yes
Manchester		yes			7 trash cans or 9 bags		no	no	
Marshall	yes	packer-type	handles required, 30 gal max	yes			no	no	yes
Maryland Heights	no	packer-type		yes			no	no	yes
Maryville	no	packer-type, open dump trucks					no	yes	yes
Mexico	yes	packer-type					no	yes	yes
Moberly	no	packer-type	15 or 33 gal city bags				no	yes	
Nixa	no	packer-type					no	no	
O'Fallon	no	packer-type	city provides cans				no	no	
Overland		packer-type					no	no	
Poplar Bluff	no	packer-type					no	yes	yes
Raymore	yes	packer-type, open dump truck	handles required 20-35 gal	yes			no	no	yes
Rolla	no	packer-type	city provides containers used in semi-automated				yes	yes	no

TABLE V COLLECTION EQUIPMENT

Municipality	Regulations Requirements	Vehicle Types Used	collection				Open Burning of Refuse	Open Burning Yard Waste	Fines for Open Burning
			Handles, etc.	Covers/Lids	Container Specifications Maximum Size	Container Materials			
Sedalia	no	packer-type	handles required, certain size, no bigger than 30 gal. cans				no	no	
Sikeston	no	packer-type			50 lbs.	tied or sealed plastic bags	no	yes	
St. Joseph	yes	all types from pickups to packers					no	yes	yes
St. Peters	no	packer-type	city furnishes trash cart and recycling bags				no	no	no
Town & Country	yes		must be 20-90 gals	yes			no	no	
University City	no	packer-type, open dump trucks	city provides container - 60 & 90 gal cart with lid on wheels	yes			no	no	yes
Wentzville	no	packer-type					no	no	yes
West Plains	no	packer-type, roll-off truck for construction	handles required, no more than 2, 33 gal containers	yes			no	yes	yes
Wildwood	yes	packer-type, open dump truck	plastic bags; 32 gal with handles; carts; max 50 lbs	yes			no	no	no
5,000-10,000									
Bolivar	yes	packer-type	leak proof, rodent and animal resistant				yes	yes	
Bowling Green	no	packer-type, open dump trucks, pickup	handles required, 30 gal can				no	no	yes
Cameron	no	packer-type	not over 75 lb			bags/containers	no	yes	yes
Carl Junction	no	packer-type/open dump trucks					no	yes	
Caruthersville	no	packer-type	waste in 33 gal black plastic bags/yard waste in clear bags	yes		bags	no	no	yes
Chillicothe	no	packer-type	13 gal or 30 gal bags/90gal dumpster			dumpster	no	yes	yes

TABLE V COLLECTION EQUIPMENT

Municipality	Regulations Requirements	Vehicle Types Used	Container Specifications				Open Burning of Refuse	Open Burning Yard Waste	Fines for Open Burning
			Handles, etc.	Covers/Lids	Maximum Size	Container Materials			
Clinton	no	packer-type, open dump trucks					no	no	yes
De Soto	no	packer-type			90 gal	bags	no	no	no
Dellwood	no	packer-type	no more than 75 lbs	yes			no	no	yes
Des Peres	yes	packer-type		yes		plastic	no	no	yes
Dexter	no	packer-type	30 gal		30 gal		no	yes	
Eureka	yes	packer-type	no more than 30 gal	yes			no	no	yes
Festus	no	packer-type	30 gal container	yes			no	no	no
Glendale	N/A		handles required, two people must be able to pick up	yes			no	no	
Harrisonville		packer-type					no	yes	yes
Kearney	no	packer-type	bags only				no		yes
Ladue	no	packer-type					no	no	
Macon	yes	packer-type					no	yes	yes
Maplewood	no	packer-type	handles required, 32 gal	yes		containers	no	no	yes
Monett	no	packer-type	city provides carts, bags by cart can't weigh more than 40 lbs or larger than 30 gal				no	yes	
Nevada	yes	packer-type					no	yes	yes
Normandy	no	packer-type	roll out carts provided by the city				no	no	yes
Ozark	no	packer-type					no	yes	yes
Park Hills	no	packer-type	2 bags each		32 gal		no	yes	
Pleasant Hill	no	packer-type	certain size, not over 35 gal	yes		water proof	no	no	yes
Republic	no	packer-type, open dump trucks							
Richland	no	packer-type					no	no	yes
Richmond Heights	no	packer-type		yes			no	no	yes
Shrewsbury	no	packer-type					no	no	yes
Smithville	no	packer-type					no	no	
St. John	no	packer-type		yes			no	no	yes

TABLE V COLLECTION EQUIPMENT

Municipality	Regulations Requirements	Vehicle Types Used	Container Specifications				Open Burning of Refuse	Open Burning Yard Waste	Fines for Open Burning
			Handles, etc.	Covers/Lids	Maximum Size	Container Materials			
Sunset Hills	no	packer-type					no	no	yes
Trenton	no	packer-type					no	yes	yes
Union		packer-type	limited to 3, 90 gal containers per pickup				no	no	
Valley Park	yes	packer-type	2 handles required, 45 gal container no more than 5 cans				no	no	
Warrenton	no	packer-type					yes	yes	
Weldon Spring	no	packer-type					no	no	no
Under 5,000									
Adrian	no	packer-type					yes		
Airport Drive	no	open dump trucks					no	yes	no
Alba	no	packer-type					yes	yes	
Albany	no	packer-type					no	yes	yes
Alma	no	packer-type					no	yes	no
Alton	no	packer-type					no	no	yes
Annapolis	yes	packer-type	handles required, certain size - not more than 36 gal or less than 20 gal not to exceed 60 lbs	yes			no	yes	
Appleton City	no	packer-type					yes	yes	
Arcadia	no	packer-type	certain size – 90 gal. totes			plastic	no	yes	no
Archie	no	packer-type	less than 50 lbs in weight				no	yes	yes
Ash Gove	no	packer-type					no	yes	yes
Ashland	no	packer-type					no	yes	yes
Auxvasse	no	packer-type	maximum 6 bags per resident				yes	yes	
Ava	no	packer-type	handles required, certain size - not more than 35 gals or less then 20 gals capacity	yes		plastic, fiberglass, galvanized metal, bags	no		
Avondale	no						no	no	yes
Baring	no						yes	yes	

TABLE V COLLECTION EQUIPMENT

Municipality	Regulations Requirements	Vehicle Types Used	Container Specifications				Open Burning of Refuse	Open Burning Yard Waste	Fines for Open Burning
			Handles, etc.	Covers/Lids	Maximum Size	Container Materials			
Bates City	no	packer-type					no	yes	yes
Bellflower	no	packer-type	no more than 4, no more than 30 gals	yes		trash cans	no	yes	yes
Bel-Nor	no		handles required, not more than 35 gal	yes		galvanized metal, rubber, fiberglass or plastic	no	no	
Berger	no	packer-type					no	no	
Bernie	no	packer-type	handles required				no	yes	
Bertrand	no	packer-type	handles required	yes			no	yes	yes
Bethany	no	packer-type					no	yes	
Bethel	no	packer-type					yes	yes	
Bevier	yes	packer-type					yes	yes	
Big Lake	no								
Billings	no	packer-type	handles required				no	yes	yes
Blackwater	no	packer-type					yes	yes	
Bland	no	packer-type					yes		
Bloomfield	no	packer-type	handles required - 4 bags or 2 - 35 gal cans				yes	yes	
Bogard	no	packer-type					yes	yes	
Bonne Terre	no	packer-type, open dump trucks	30 gal bags or cans				no	yes	yes
Branson West	no	packer-type					no	yes	yes
Brashear	no	packer-type, open dump trucks					no	no	yes
Braymer	no	packer-type					no	yes	
Brookfield	no	packer-type	no large barrels emptied		4 bags		no	yes	
Bucklin	no	packer-type	trash bags				yes	yes	
Buckner	yes	packer-type/open dump trucks	20-35 gal capacity water tight	yes			no	no	yes
Buffalo	no	packer-type					no	yes	yes
Bunker	no	packer-type				Plastic bags, metal containers	yes	yes	
Burlington Junction	no						yes	yes	
Butler	no	packer-type	not less than 20 gal or more than 45 gal	yes			no	yes	
Butterfield	no	packer-type	handles	yes		containers	yes	yes	

TABLE V COLLECTION EQUIPMENT

Municipality	Regulations Requirements	Vehicle Types Used	Container Specifications				Open Burning of Refuse	Open Burning Yard Waste	Fines for Open Burning
			Handles, etc.	Covers/Lids	Maximum Size	Container Materials			
Cabool	no	packer-type	required/35 gal				no	yes	no
Calhoun	no	packer-type/open dump trucks					yes	yes	
California	no	packer-type					no	no	no
Callao		packer-type					no	yes	yes
Calverton Park	no	packer-type		yes		bag/can	no	no	yes
Camdenton	no	packer-type					no	yes	yes
Canton	yes	packer-type	30 gal max			bags or containers	no	yes	
Cartersville	no	packer-type				bags or containers	no	no	
Cassville		packer-type					no	yes	
Center	no	packer-type/open dump trucks					yes	yes	
Centerview	no								
Centralia	no	packer-type	35 gal limit				no	yes	yes
Chaffee	no	packer-type					no	yes	
Charlack	no	open dump trucks		yes			no	no	yes
Chilhowee	no	packer-type, open dump trunks					yes	yes	
Clarence	no	packer-type					no	yes	no
Cleveland	yes	packer-type					no	no	yes
Clever	no	packer-type					yes	yes	
Cole Camp		packer-type					no	yes	
Collins	no	packer-type					yes	yes	
Concordia	no	packer-type	handles required/30 gal limit	yes	75 lb limit	lightweight/sturdy	yes	yes	
Corder	no	packer-type	no 55 gal barrels					yes	
Cottleville	no	packer-type		yes			no	no	
Country Club	no	packer-type/open dump truck					yes	yes	
Country Club Hills	no	large truck					no	no	
Crane							no	yes	yes
Crockers	no	packer-type						yes	
Crystal City	no	packer-type	35 gal cans, 50 lb max				no	no	yes
Curryville	no								
Dearborn	no	packer-type					no	no	yes

TABLE V COLLECTION EQUIPMENT

Municipality	Regulations Requirements	Vehicle Types Used	Container Specifications				Open Burning of Refuse	Open Burning Yard Waste	Fines for Open Burning
			Handles, etc.	Covers/Lids	Maximum Size	Container Materials			
Desloge	no	packer-type					yes	yes	
Dixon	no	packer-type					no	yes	yes
Doniphan	no	packer-type		yes			no	yes	yes
Doolittle	no	packer-type, open dump trucks							
Duenweg	no	packer-type					no	yes	yes
Duquesne	no	packer-type					no	yes	
East Lynne	no	packer-type					no	yes	
Easton	no	packer-type/open dump trucks					yes	yes	
Edgerton							no		yes
Edina		packer-type	30 gal bags and 40 lb weight limit			bags with city sticker	yes	yes	
Eldon	no	packer-type							
Ellsinore	no	packer-type					yes	yes	
Elsberry	no	packer-type			5 bags max		no	no	yes
Eminence	no	packer-type	certain size				no	yes	
Everton	no	packer-type, pickup truck					no	yes	yes
Excelsior Estates	no	packer-type					no	yes	yes
Fair Grove	no	packer-type					yes	yes	
Fairfax	no	packer-type/recyclable trucks					no	yes	no
Farber	no	packer-type					yes	yes	
Fayette	no	packer-type					yes	yes	no
Fenton	yes	packer-type					no	no	yes
Foristell	no	packer-type					no	yes	yes
Frankford	no	packer-type					yes	yes	
Freeburg	no	packer-type					yes	yes	
Fremont Hills	no	packer-type					no	no	
Gallatin	yes	packer-type					no	yes	no
Garden City	no	packer-type				construction dumpsters only	no	yes	yes
Gerald	no	open dump trucks	no larger than 55 gal, no less than 20 gal	yes			no	yes	yes
Gideon		packer-type	not to exceed 50 lbs.			plastic	no	yes	
Gilliam	no	packer-type					no	yes	
Glasgow	no	packer-type	50 lbs				no	yes	

TABLE V COLLECTION EQUIPMENT

Municipality	Regulations Requirements	Vehicle Types Used	Container Specifications			Open Burning of Refuse	Open Burning Yard Waste	Fines for Open Burning	
			Handles, etc.	Covers/Lids	Maximum Size				Container Materials
Goodman		packer-type	30 gals, 2 cans				no	yes	yes
Gower	no	packer-type					no	yes	
Granby	yes	packer-type	33 gal. plastic bags - max				yes	yes	
Grandin	no	packer-type	must be bagged				yes	yes	
Grant City	no	packer-type					no	yes	
Green City	no	packer-type					no	yes	yes
Green Park	no						no	no	
Greendale	yes	packer-type	90 gal container provided	yes		Containers only	no	no	no
Greenfield	no	packer-type					no	yes	
Hallsville	no	packer-type	not over 75 lbs				no	yes	
Hamilton	no	packer-type					no	yes	
Hanley Hills	no	open dump trucks	handles required, 30 gal containers, tightly covered or tied				no	no	yes
Hartville	no	packer-type					no	no	yes
Hayti	no	packer-type	bags or bags in containers				no	yes	
Henrietta	yes	packer-type	no more than 39 gals not less than 20 gals, trash bags not to exceed 55 gals	yes			no	no	yes
Herculaneum	no	packer-type	container specified by hauler		6 extra 33 gal bags each week		no	no	yes
Hermann	no	packer-type			30-35 gallon		no	yes	yes
Hermitage	no	packer-type	no barrels or no loose trash				yes	yes	
Higginsville	yes	packer-type					no	yes	yes
Hillsboro	no	packer-type	certain size	yes			no	no	no
Holcomb	no	packer-type	handles required - 6 bags per household				no	yes	no
Holden	no	packer-type					no	yes	yes
Hollister	yes	packer-type		yes			no	no	
Humansville	yes	packer-type					yes	yes	
Hunnewell	no	packer-type					yes	yes	
Huntleigh	no						no	no	no
Iberia	no			yes			yes	yes	
Iron Mountain	no	packer-type,					yes	yes	

TABLE V COLLECTION EQUIPMENT

Municipality	Regulations Requirements	Vehicle Types Used	Container Specifications			Open Burning of Refuse	Open Burning Yard Waste	Fines for Open Burning
			Handles, etc.	Covers/Lids	Maximum Size			
Lake		open dump trucks						
Jamesport	no	packer-type			30-50 gal size		yes	yes
Jonesburg	no	packer-type					yes	yes
Kahoka	no	packer-type	limit 35 gallon or 40 lbs				yes	yes
Keytesville	no	packer-type					no	yes
Kidder	no	packer-type	tied, in container at end of drive	yes		plastic or metal containers	yes	yes
Kimberling City	no	packer-type			equal to 3, 39 gal. bags		no	yes
King City	no	packer-type					yes	yes
Kingdom City	no	open dump trucks					no	yes
Knob Noster	no	packer-type	provided by waste company	yes			no	yes
Koshkonong	no	packer-type	certain size				no	yes
LaBelle	yes	packer-type	non-absorbent, no larger than 30 gals.				yes	yes
LaGrange	no	packer-type	no more than 4, 30 gal bags	yes			no	yes
Lake Lotawana	no						no	no
Lake Ozark	no	rear load trucks	handles required, certain size not to exceed 40 gals or 75 lbs	yes		galv. metal, rubber, fiberglass,	no	yes
Lake Tapawingo	no	packer-type	lifted by 1 man				no	no
Lake Waukomis	no	packer-type	plastic bags or containers, paper bags for yard waste				no	no
Lamar	no	packer-type	not more than 35 gal nor less than 20 gal. container, not to exceed 50 lbs	yes		plastic bags	no	yes
LaMonte	no	packer-type					no	no
Lanagan	no						yes	yes
Laredo	no	packer-type	bags				no	yes
Lathrop	no	packer-type	35 gal max - 20 gal min	yes	75 lbs max		no	yes
Laurie	no						no	yes

TABLE V COLLECTION EQUIPMENT

Municipality	Regulations Requirements	Vehicle Types Used	Container Specifications			Open Burning of Refuse	Open Burning Yard Waste	Fines for Open Burning	
			Handles, etc.	Covers/Lids	Maximum Size				Container Materials
Leadington	no	open trailers with covers	certain size			bags	no	yes	yes
Leadwood	yes	packer-type, open dump trucks	containers provided by haulers	yes			yes	yes	
Lexington	yes	packer-type	certain size, 35 gals of less				no	yes	
Liberal	no	packer-type	poly carts with items bagged				no	yes	
Licking	no	packer-type					yes	yes	
Lincoln	no	packer-type, open dump trucks	35 gal size limit				no	yes	no
Linn Creek	no	packer-type					no	no	no
Lone Jack	no	packer-type					yes	yes	
Marceline	no	packer-type					no	yes	yes
Marionville	no	packer-type					no	yes	no
Marlborough	no	packer-type					no	no	
Marquand	no	packer-type					no	no	
Marston	no	packer-type					no	yes	
Maysville	no	packer-type	no 55 gal barrels or loose dirt				no	yes	yes
Memphis	yes	packer-type			30 gal		no	yes	
Merriam Woods	no	packer-type		for most			no	yes	yes
Meta	no	packer-type					no	yes	no
Milan	no	no					no		
Miller	no	packer-type		yes		normal trash bags, barrels	yes	yes	no
Miner	no							yes	yes
Moline Acres	no	packer-type		yes	90 gal cans		no	no	
Montgomery City	no	packer-type					no	no	yes
Morehouse	no	packer-type	certain size		limit 7 bags, 30 gal		no	yes	yes
Morley	no	packer-type					yes	yes	
Morrisville	no	packer-type					yes	yes	
Morrisville	no	packer-type					yes	yes	
Moscow Mills	yes	packer-type	use totes provided by trash service				no	yes	yes
Mound City	no	packer-type	handles required, no more than 35 gals or less than 20 gals	yes			no	yes	

TABLE V COLLECTION EQUIPMENT

Municipality	Regulations Requirements	Vehicle Types Used	Container Specifications			Open Burning of Refuse	Open Burning Yard Waste	Fines for Open Burning	
			Handles, etc.	Covers/Lids	Maximum Size				Container Materials
Mountain View	no	packer-type	33 gal bags, 40 lb weight limit			bags	no	yes	yes
Neck City		packer-type	bags tied at the neck, 35 gal or less galvanized cans, 35 or more plastic				no	yes	yes
Neelyville	no	packer-type, open dump trucks					yes	yes	
New Bloomfield	no	packer-type					no	yes	yes
New Florence	no	packer-type					no	yes	
New Franklin	no	packer-type	certain size				no	yes	yes
New Hampton	no	packer-type	handles required, not more than 35 gals or less than 20 gal	yes		plastic bags; containers light-weight and sturdy	no	yes	yes
New Haven	no	packer-type	handles required, 35 gal bag				no	no	yes
New Melle	no	packer-type, open dump trucks					no	yes	yes
Newburg	no	packer-type	3, 55 gal barrels or 6, 30 gal bags	yes			yes	yes	
Newtonia	no	packer-type				bags	yes	yes	
Niangua	no	packer-type	handles required	yes			yes	yes	
Norborne	no	packer-type	not over 30 lbs				yes	yes	
North Kansas City	no	packer-type	no larger than 30 gal				no	no	
Northmoor	no	packer-type					no	no	
Norwood Court	no	packer-type		yes			no	no	
Novinger	no	packer-type	bagged			bags	yes	yes	
Oak Grove (V)	no	packer-type					no	yes	
Oakland		packer-type, open dump trucks	handles required, 3-30 gal cans	yes		container for yard waste	no	no	yes
Oakview	no	packer-type, open dump trucks					no	no	yes
Odessa	yes	packer-type					no	yes	no
Oran	no	packer-type	handles required, nothing larger than 55				no	yes	no

TABLE V COLLECTION EQUIPMENT

Municipality	Regulations Requirements	Vehicle Types Used	Container Specifications				Open Burning of Refuse	Open Burning Yard Waste	Fines for Open Burning
			Handles, etc.	Covers/Lids	Maximum Size	Container Materials			
Orrick	no	packer-type	gal barrels				no	no	
Osage Beach	no	packer-type					no	no	no
Osceola	no	packer-type					no	yes	yes
Pagedale	no	packer-type	90 gal container provided			recycle bags or containers for yard waste	no	no	yes
Palmyra	yes	packer-type					yes	yes	
Paris	no	packer-type	nothing over 35 gal				no	yes	no
Peculiar		packer-type					no	no	no
Pevely	no		3, 30 gal cans	yes		containers	no	no	no
Phillipsburg	no						yes	yes	
Piedmont	no	packer-type	handles required	yes			no	yes	yes
Pine Lawn	no	open dump trucks		yes			no	no	yes
Platte City	no	packer-type, open dump trucks					no	no	yes
Platte Woods	no	packer-type	no more than 50 lbs				no	no	yes
Plattsburg	yes	packer-type	not required to pick up residential container more than 55 lbs				no	yes	yes
Polo	no	packer-type					no	no	yes
Portageville	yes	packer-type	bags placed in container under 35 gal size	yes			no	no	yes
Preston	no	packer-type					yes	yes	
Princeton	no	packer-type					no	yes	yes
Purcell	no	packer-type					yes	yes	
Purdy	no	packer-type					yes	yes	
Rock Port	no	packer-type					no	yes	yes
Rockaway Beach	no	packer-type	allowed 2, 33 gal or equivalent				no	yes	
Russellville	no	packer-type					no	yes	yes
Salem	no	packer-type		yes				yes	
Salisbury	no	packer-type				plastic bags & standard garbage cans	yes	yes	
Sarcoxie	no	packer-type	handles required, 35 gals				no	yes	yes

TABLE V COLLECTION EQUIPMENT

Municipality	Regulations Requirements	Vehicle Types Used	Container Specifications				Open Burning of Refuse	Open Burning Yard Waste	Fines for Open Burning
			Handles, etc.	Covers/Lids	Maximum Size	Container Materials			
Savannah	yes	packer-type	certain size	yes		yes	no	yes	yes
Scott City	no	recycle collectors and or flatbed trailers					no	yes	yes
Seligman	no	packer-type			plastic bags or 30 gal drum		no	yes	yes
Senath	no	packer-type						yes	
Seneca	no	packer-type		yes			yes	yes	
Shelbina	no	packer-type	must be able to be picked up by two men				no	yes	no
Shelbyville	no	packer-type			tied bags, no barrels over 35 gal		yes	yes	no
Sheldon	no	packer-type	not over 50 lbs.				no	yes	yes
Skidmore	no	packer-type, trucks w/bins					yes	yes	
Smithton	no	packer-type	not to exceed 40 gal or 75 lbs				yes	yes	
South Greenfield	no	packer-type	buckets to load in to packer truck	yes			no	yes	yes
Sparta	no	packer-type						yes	
St. Clair	no	packer-type	90 gal totes or 4 - 30 gal trash cans or bags				no	no	yes
St. George	no	packer-type	certain size		75 lbs		no	yes	no
St. James	no	packer-type					no	no	yes
St. Martins	no	packer-type					yes	yes	
St. Mary	no	packer-type					no	yes	yes
St. Paul	no	packer-type					no	no	no
St. Robert	no	packer-type					no	yes	yes
Stanberry	no	packer-type					no	yes	no
Ste. Genevieve	no	packer-type	not more than 35 gals or less than 20 gals	yes		yes, light weight and sturdy	no	yes	yes
Steele	no	packer-type					no	no	
Steelville	no		6-30 gal bags or 4-32 gal barrel limit				yes	yes	
Stella	no	packer-type					yes	yes	no
Stewartsville	no	packer-type					yes	yes	
Stockton	no	packer-type					no	yes	
Stover		packer-type					yes	yes	
Strasburg	no	packer-type					yes	yes	

TABLE V COLLECTION EQUIPMENT

Municipality	Regulations Requirements	Vehicle Types Used	Container Specifications				Open Burning of Refuse	Open Burning Yard Waste	Fines for Open Burning
			Handles, etc.	Covers/Lids	Maximum Size	Container Materials			
Sturgeon			35 gal containers or smaller; in plastic bags.						
Sugar Creek	no	packer-type	65 lb limit	yes			no	no	yes
Sweet Springs	no	packer-type	handles required, no more than 36" tall with handles and no more than 60 lbs				no	no	
Sycamore Hills	no	packer-type				metal or plastic with tight lids	no		
Syracuse	no	packer-type					no	yes	no
Taos	no	packer-type					yes	yes	
Thayer	yes	packer-type	two, 33 gal cans or 2, 33 gal bags each week				no	yes	yes
Tipton	no	packer-type					no	yes	yes
Trimble	no	packer-type					no	no	yes
Truesdale	no	packer-type	totes are provided at \$2.00 per month	yes			yes	yes	
Union Star	no	packer-type						yes	
Unionville	no	packer-type					yes	no	no
Uplands Park				yes		paper bags or metal or plastic containers	no	no	
Urbana	no	packer-type					yes	yes	
Urich	no	packer-type				must be bagged even in container	yes	yes	
Van Buren	no	packer-type					no	yes	yes
Vandalia	yes	packer-type					yes	yes	
Velda City	no	packer-type	no bags are allowed on the curb	yes			no	no	
Versailles	no	packer-type					no	no	
Vienna		packer-type	handles required, not to exceed 75 lbs or 35 gal or less than 20 gal	yes		no	no	yes	yes
Village of Indian Point	no	packer-type			nothing loose		yes	yes	no
Vinita Park	yes	rear-loaders	city provides 1, 65 gal tote per residence	yes	yard waste in paper bags on containers		no	no	yes

TABLE V COLLECTION EQUIPMENT

Municipality	Regulations Requirements	Vehicle Types Used	Container Specifications			Open Burning of Refuse	Open Burning Yard Waste	Fines for Open Burning
			Handles, etc.	Covers/Lids	Maximum Size			
Wardsville	no	packer-type				no	no	no
Warsaw	no	packer-type	bag or container not to exceed 55 lbs			no	yes	
Warson Woods	yes		bags for yard waste			no	no	
Washburn		packer-type	35 gal or less for bags and containers			no	yes	yes
Waverly	no	packer-type				no	no	no
Weatherby Lake	no	packer-type				no	no	yes
Wellsville	no	packer-type				no	yes	yes
Weston	no	packer-type	no larger than 30 gal bags, handles required, no construction materials			no	yes	no
Wheatland	no	packer-type	no more than 6-30 gal bags; poly cart, dumpster		30 gal	yes	yes	
Wheaton	no	packer-type, open dump trucks				no	yes	yes
Willow Springs	no	packer-type	32 gal max			yes	yes	
Winchester	no	packer-type	weight cannot exceed 75 lbs when full			no	no	yes
Winona	no	packer-type	30 gal max bag or container			no	yes	
Woodson Terrace	no	open dump trucks		yes		no	no	yes
Wright City		packer-type	handles required, certain size	yes		no	no	yes
Wyaconda	no	packer-type	30 gal containers	yes		no	yes	no
Wyatt	no	packer-type			no burn barrels	yes	yes	

TABLE VI FINANCING I

Municipality	Method of Financing Services	1999 Monthly Residential Collection Charge	1999 Monthly Commercial Collection Charge	Current Residential Collection Charge	Current Commercial Collection Charge
Over 10,000					
Arnold	city pays for service	\$7.00			
Ballwin	resident pays directly				
Bellefontaine Neighbors		\$10.35		\$14.20	
Berkeley	quarterly, by resident to waste company	\$6.07		\$9.37	
Blue Springs	privately contracted				
Bridgeton	city pays for service	\$8.86		\$14.68	
Cape Girardeau	flat fee levied against every household in city				
Carthage	flat fee levied against every household in city	\$6.79	\$6.25	\$7.42	\$6.83
Chesterfield	flat fee levied against every household in city	\$7.90		\$10.52	
Columbia	flat fee levied against every household in city				
Crestwood	flat fee levied against every household in city	\$11.90		\$14.34	
Creve Coeur	city pays for service	\$26.15	\$26.15	\$35.04	\$35.04
Excelsior Springs	city pays for service	\$6.65		\$6.95	
Fulton	flat fee levied against every household in city				
Gladstone	private				
Grandview	individual resident pays the collectors				
Hannibal	private hauler bills				
Hazelwood	charge based on usage			\$15.77	
Independence	flat fee levied against every household in city				
Jackson	city pays for service				
Jefferson City	flat fee levied against every household in city	\$10.98	\$27.41	\$12.72	\$32.74
Jennings	flat fee levied against every household in city	\$6.84		\$8.94	
Joplin	flat fee levied against every household in city	\$14.00		\$7.33	
Kirksville	flat fee levied against every household in city	\$5.00		\$6.00	
Kirkwood	flat fee levied against every household in city				
Lake St. Louis	charge based on usage	\$11.89		\$12.98	
Liberty	flat fee levied against every household in city	\$7.15		\$8.66	
Manchester	city pays for service				
Marshall	flat fee levied against every household in city				
Maryland Heights	city pays for 1 per week refuse collection	\$5.10		\$7.95	
Maryville	individuals contract with private firms				
Mexico	flat fee levied against every household in city	\$7.24		\$8.31	
Moberly	flat fee levied against every household in city				
Nixa	flat fee levied against every household in city	\$7.50		\$6.27	
O'Fallon	flat fee levied against every household in city				
Overland	city pays for service	\$10.45		\$13.25	
Poplar Bluff	charge based on usage				

TABLE VI FINANCING I

Municipality	Method of Financing Services	1999 Monthly Residential Collection Charge	1999 Monthly Commercial Collection Charge	Current Residential Collection Charge	Current Commercial Collection Charge
Rolla	charge based on usage				
Sedalia	flat fee levied against every household in city				
Sikeston	flat fee levied against every household in city	\$10.56		\$11.10	
St. Peters	flat fee levied against every household in city	\$0.00			
Town & Country	charge based on usage				
University City	flat fee levied against every household in city				
Wentzville	flat fee levied against every household in city			\$11.50	
West Plains	city pays for service				
Wildwood	flat fee levied against every household in city	\$10.99		\$12.10	
5,000-10,000					
Bolivar	flat fee levied against every household in city				
Bowling Green	flat fee levied against every household in city			\$8.47	
Cameron	flat fee levied against every household in city	\$7.50		\$8.44	
Carl Junction	flat fee levied against every household in city	\$6.40	\$28	\$7.05	\$31
Caruthersville	city pays for service/monthly charge 11.00				
Chillicothe	base rate plus volume charge				
De Soto	flat fee levied against every household in city	\$9.85	\$9.85	\$15.14	\$15.09
Dellwood	flat fee levied against every household in city			\$16.43	
Des Peres	city pays for service	\$109.80		\$170.64	
Dexter	flat fee levied against every household in city				
Eureka	flat-fee levied against every household in city	\$13.27		\$13.55	
Festus	flat fee levied against every household in city	\$10.70		\$12.17	
Glendale	flat fee levied against every household in city			\$61.46	
Harrisonville	flat fee levied against every household in city	\$8.30		\$10.11	
Kearney	flat fee levied against every household in city	\$9.00		\$9.00	
Ladue	resident pays own bill				
Macon	city pays for service	\$4.75		\$4.75	
Maplewood	flat fee levied against every household in city	\$5.55		\$7.43	
Monett	12.50 per month per cart, \$1.00 per bag not in cart				
Normandy	flat fee levied against every household in city				
Ozark	charge based on usage	\$9.35		\$10.00	
Park Hills	flat fee levied against every household in city				
Republic	charge based on usage				
Richland	flat fee levied against every household in city			\$7.25	
Richmond Heights	city pays for service	\$11.19		\$13.32	
Shrewsbury	flat fee levied against every household in city			\$24.02	
Smithville	customer pays company directly	\$8.00		\$8.00	
St. John	flat fee levied against every household in city	\$8.29		\$11.85	
Sunset Hills	flat fee levied against every household in city				
Trenton	flat fee levied against every household in city			\$10.09	

TABLE VI FINANCING I

Municipality	Method of Financing Services	1999 Monthly Residential Collection Charge	1999 Monthly Commercial Collection Charge	Current Residential Collection Charge	Current Commercial Collection Charge
Union	flat fee levied against every household in city	\$9.82	private collection	\$11.92	
Valley Park	flat fee levied against every household in city				
Warrenton	city pays for service	\$7.40		\$8.75	
Weldon Spring	homeowner pays collector monthly or quarterly				
Under 5,000					
Adrian	flat fee levied against every household in city	\$8.50		\$10.50	
Airport Drive	flat fee levied against every household in city	\$6.50		\$8.57	
Alba	flat fee levied against every household in city	\$7.00			
Albany	charge based on usage	\$10.50		\$10.50	
Alma	flat fee levied against every household in city	\$6.80		\$7.07	
Alton	city pays for service				
Annapolis	flat fee levied against every household in city				
Appleton City	flat fee levied against every household in city	\$8.50		\$10.50	
Arcadia	city pays for service			\$6.67	
Archie	flat fee levied against every household in city	\$10.35		\$8.90	
Ash Gove	trash company bills and collects from customers				
Ashland	flat fee levied against every household in city	\$8.25		\$9.04	
Auxvasse	flat fee levied against every household in city	\$7.90		\$7.90	
Ava	flat fee levied against every household in city				
Avondale	flat fee levied against every household in city				
Baring	residents are billed by trash hauler				
Bates City	flat fee levied against every household in city				
Bellflower	other	\$8.75		\$9.95	
Bel-Nor	flat fee levied against every household in city			\$14.99	
Berger	city pays for service				
Bernie	flat fee levied against every household in city				
Bertrand	flat fee levied against every household in city	\$6.53		\$6.70	
Bethany	flat fee on households	\$9.40		\$9.40	
Bethel	flat fee levied against every household in city	\$5.00	\$29.5	\$5.00	\$29.5
Bevier	flat fee levied against every household in city			\$6.30	
Big Lake	flat fee levied against every household in city				
Billings	flat fee levied against every household in city			\$8.60	
Blackwater	flat fee levied against every household in city	\$10.00	\$40	\$10.00	\$40
Bloomfield	flat fee levied against every household in city				
Bogard	flat fee levied against every household in city	\$7.50		\$7.50	
Bonne Terre	flat fee levied against every household in city				
Branson West	private haulers collect from customers				
Brashear	flat fee levied against every household in city	\$9.00		\$9.00	
Braymer	2 dumpsters a year free of charge				
Brookfield		\$6.00		\$7.10	
Bucklin	flat fee levied against every household in city				

TABLE VI FINANCING I

Municipality	Method of Financing Services	1999 Monthly Residential Collection Charge	1999 Monthly Commercial Collection Charge	Current Residential Collection Charge	Current Commercial Collection Charge
Buckner	charge based on usage				
Buffalo		\$8.57		\$8.13	
Bunker	flat fee levied against every household in city	\$10.35	\$46	\$11.00	\$46.8
Burlington Junction	city pays for service				
Butler	flat fee levied against every household in city	\$8.50		\$10.50	
Butterfield	flat fee levied against every household in city	\$7.00	\$7	\$8.00	\$8
Cabool	flat fee levied against every household in city	\$10.95	\$54.89	\$12.05	\$60.38
Calhoun	by individual owner/renter				
California	flat fee levied against every household in city				
Callao	flat fee levied against every household in city			\$6.50	\$12
Calverton Park	charge based on usage	\$10.25		\$10.50	
Camdenton	charge based on usage	\$8.50	\$24.75	\$9.00	\$26.75
Canton	city pays for service	\$9.25	\$10	\$10.80	\$10
Cartersville	flat fee levied against every household in city	\$7.50		\$6.83	
Cassville	flat fee levied against every household in city	\$8.30		\$9.09	
Center	flat fee levied against every household in city	\$7.00		\$8.00	
Centralia	flat fee for residential/variable for commercial				
Chaffee	flat fee levied against every household in city				
Charlack	flat fee levied against every household in city			\$17.00	
Chilhowee	by householder				
Clarence	flat fee levied against every household in city	\$5.00	\$10	\$6.00	\$10.5
Cleveland	flat fee levied against every household in city				
Clever	charge based on usage				
Cole Camp	city pays for service	\$7.25		\$7.25	
Collins				\$12.00	\$78
Concordia	flat fee levied against every household in city	\$6.95		\$7.73	
Corder	flat fee levied against every household in city	\$6.92		\$8.00	
Country Club	flat fee levied against every household in city	\$6.93		\$7.25	
Country Club Hills	residents pay, they are directly billed			\$15.00	
Crane	flat fee levied against every household in city			\$7.14	\$8.31
Crockers	flat fee levied against every household in city	\$12.49		\$12.49	
Crystal City	city pays for service				
Curryville	flat fee levied against every household in city			\$7.65	
Desloge	city pays for service				
Dixon	flat fee levied against every household in city				
Doniphan	flat fee levied against every household in city	\$8.25	\$40	\$7.90	\$36
Duenweg	flat fee levied against every household in city				
Duquesne	hauler sets rates				
East Lynne	flat fee levied against every household in city				
Easton	city pays for service				

TABLE VI FINANCING I

Municipality	Method of Financing Services	1999 Monthly Residential Collection Charge	1999 Monthly Commercial Collection Charge	Current Residential Collection Charge	Current Commercial Collection Charge
Edgerton	flat fee levied against every household in city			\$8.50	
Edina	flat fee levied against every household in city				
Eldon	flat fee levied against every household in city	\$6.90		\$10.50	
Elsberry	flat fee levied against every household in city	\$9.00		\$9.60	
Eminence	flat fee levied against every household in city			\$9.09	\$11.76
Excelsior Estates	individuals are responsible				
Fair Grove	contract between homeowner & collector				
Fairfax	city pays for service	\$13.00		\$13.00	
Farber	flat fee levied against every household in city	\$8.56		\$8.56	
Fayette	flat fee levied against every household in city	\$9.70		\$9.70	
Fenton	city pays for service	\$6.50		\$6.71	
Foristell	city pays for service, residents only	\$7.50		\$8.11	
Frankford	billed individually				
Freeburg	flat fee levied against every household in city	\$7.70	\$40	\$8.66	\$38.8
Fremont Hills	flat fee levied against every household in city				
Gallatin	flat fee levied against every household in city	\$7.00		\$8.00	
Garden City	refuse company bills patrons				
Gerald	flat fee levied against every household in city			\$10.00	\$10
Gideon	flat fee levied against every household in city			\$7.10	\$7.1
Gilliam		\$6.50		\$10.00	\$54
Glasgow	flat fee levied against every household	\$9.20		\$9.40	
Goodman	flat fee levied against every household in city	\$7.50		\$8.50	
Gower	flat fee levied against every household in city	\$6.15		\$7.10	
Granby	flat fee levied against every household in city				
Grandin	flat fee levied against every household in city	\$8.00	\$32	\$8.00	\$32
Grant City	flat fee levied against every household in city	\$13.40		\$9.65	
Green City	city pays for service				
Greendale	city pays for service through taxes and other revenue	\$10.00		\$19.50	
Greenfield	flat fee levied against every household in city	\$6.94		\$9.72	
Hallsville	flat fee levied against every household in city	\$7.75		\$8.25	
Hamilton	flat fee levied against every household in city	\$6.90	\$9.5	\$7.50	\$9.5
Hanley Hills	company will bill directly beg. July 1	\$142.00		\$146.00	
Hartville	flat fee levied against every household in city	\$5.00	\$6.9	\$5.35	\$7.4
Hawk Point		\$6.00		\$6.00	
Hayti	flat fee levied against every household in city				
Henrietta	flat fee levied against every household in city	\$8.30		\$8.30	
Herculaneum	flat fee levied against every household in city	\$10.14		\$10.40	
Hermann	flat fee levied against every household in city	\$9.89	varies	\$11.75	varies
Hermitage	based on usage, flat fee levied against every household in city	\$10.00	\$13	\$9.55	\$12.55

TABLE VI FINANCING I

Municipality	Method of Financing Services	1999 Monthly Residential Collection Charge	1999 Monthly Commercial Collection Charge	Current Residential Collection Charge	Current Commercial Collection Charge
Higginsville	flat fee levied against every household in city	\$7.40		\$6.61	
Hillsboro	flat fee levied against every household in city	\$10.12		\$10.84	
Holcomb	flat fee levied against every household in city	\$5.50		\$6.24	
Hollister	flat fee levied against every household in city	\$9.60		\$9.74	
Humansville	customers pay trash company directly				
Hunnewell	flat fee levied against every household in city	\$7.00		\$7.00	
Huntleigh	each resident contracts with a hauler				
Iberia	flat fee levied against every household in city			\$10.40	
Iron Mountain Lake	homeowner pays the private company				
Jamesport	flat fee levied against every household in city	\$8.00	\$10.5	\$8.50	\$14
Jonesburg	flat fee levied against every household in city	\$6.70		\$8.27	
Kahoka	flat fee levied against every household in city	\$6.95		\$7.80	
Keytesville	flat fee levied against every household in city				
Kidder	private contractor deal with customer				
Kimberling City	flat fee levied against every household in city	\$6.81	\$45.38	\$9.36	\$55.12
King City	flat fee levied against every household in city	\$7.90		\$8.40	
Kingdom City	flat fee levied against every household in city, city pays for service			\$12.00	\$27.5
Knob Noster	flat fee levied against every household in city			\$11.50	
Koshkonong	flat fee levied against every household in city	\$7.25		\$7.50	
LaBelle	flat fee levied against every household in city	\$7.25	\$10	\$7.98	\$10.3
LaGrange	flat fee levied against every household in city	\$6.36	\$8.91	\$7.16	\$10.33
Lake Lotawana	n/a				
Lake Ozark	city pays for service			\$9.94	\$30.62
Lake Tapawingo	flat fee levied against every household in city				
Lake Waukomis	individuals ay directly to provider				
Lamar	flat fee levied against every household in city				
LaMonte	flat fee levied against every household in city	\$7.40		\$8.00	
Lanagan	flat fee levied against every household in city				
Laredo	flat fee levied against every household in city				
Lathrop	flat fee levied against every household in city	\$11.50		\$12.50	
Leadington	city pays for service				
Leadwood	charged by hauler				
Lexington	flat fee levied against every household in city	\$7.35		\$7.35	
Liberal	city pays for service	\$8.70	varies	\$9.50	varies
Licking	flat fee levied against every household in city	\$7.67	\$10.24	\$7.91	\$10.45
Lilbourn		\$7.85		\$7.85	
Lincoln	flat fee levied against every household in city			\$8.50	
Marceline	flat fee levied against every household in city	\$6.00		\$7.00	\$31
Marionville	flat fee levied against every household in city	\$8.00		\$7.50	
Marlborough	city pays for service			\$15.61	

TABLE VI FINANCING I

Municipality	Method of Financing Services	1999 Monthly Residential Collection Charge	1999 Monthly Commercial Collection Charge	Current Residential Collection Charge	Current Commercial Collection Charge
Marquand	flat fee levied against every household in city	\$11.00		\$11.00	\$11
Marston	flat fee levied against every household in city	\$10.25		\$10.25	
Marthasville	flat fee levied against every household in city	\$8.00		\$9.50	
Martinsburg		\$8.67	\$17.00 per ton	\$8.67	\$17.00 per ton
Maysville	flat fee levied against every household in city	\$5.80		\$7.40	
Memphis	flat fee levied against every household in city	\$7.00	\$6.00	\$8.00	\$10.00
Meta	flat fee levied against every household in city, city pays for service	\$7.10		\$7.90	
Milan	flat fee levied against every household in city			\$8.20	
Miller	flat fee levied against every household in city	\$7.50		\$9.50	
Miner	flat fee levied against every household in city	\$8.25		\$9.47	
Moline Acres	flat fee levied against every household in city			\$17.50	
Montgomery City	flat fee levied against every household in city	\$8.69	varies	\$11.00	varies
Morehouse	flat fee levied against every household in city	\$9.00		\$10.00	
Morley	flat fee levied against every household in city	\$9.00	\$9.00	\$9.00	\$9.00
Morrisville	privately billed				
Moscow Mills	flat fee levied against every household in city	\$7.00		\$9.00	
Mound City	flat fee levied against every household in city	\$10.70		\$10.70	
Mountain View	flat fee levied against every household in city				
Naylor				\$8.58	
Neck City	flat fee levied against every household in city	\$5.68		\$7.80	
Neelyville	flat fee levied against every household in city	\$8.70		\$9.05	
New Bloomfield	flat fee levied against every household in city	\$8.00		\$8.41	varies
New Florence	flat fee levied against every household in city	\$9.75		\$9.75	
New Franklin	flat fee levied against every household in city	\$10.00	varies	\$10.50	varies
New Hampton	flat fee levied against every household in city	\$9.00	\$12.50	\$9.50	\$13.00
New Haven	flat fee levied against every household in city			\$16.93	
Newburg	flat fee levied against every household in city	\$8.50	\$9.5	\$12.50	\$14.48
Newtonia	each household pays their own to the hauler				
Niangua	each pays own monthly fee				
Norborne	flat fee levied against every household in city	\$7.50	varies	\$7.50	varies
North Kansas City	city pays for service	\$360,540.00		\$404,930.00	
Northmoor	flat fee levied against every household in city	\$7.25		\$7.25	
Norwood Court	city pays, no charge for residential services	\$17.45		\$21.79	
Novinger	flat fee levied against every household in city				
Oak Grove (V)	flat fee levied against every household in city	\$7.88		\$9.75	
Oakland	city pays for service				
Oakview	household pays contractor directly				
Odessa	flat fee levied against every household in city	\$7.30	varies	\$10.66	varies
Old Monroe					
Oran	flat fee levied against every household in city	\$7.00		\$7.50	

TABLE VI FINANCING I

Municipality	Method of Financing Services	1999 Monthly Residential Collection Charge	1999 Monthly Commercial Collection Charge	Current Residential Collection Charge	Current Commercial Collection Charge
Oronogo		\$6.20		\$8.20	
Orrick	flat fee levied against every household in city	\$7.59		\$8.12	
Osceola		\$10.00		\$11.00	
Pagedale	city pays for service	\$5.98		\$9.25	
Pairs	flat fee levied against every household in city	\$7.85	\$12.70	\$7.85	\$12.70
Palmyra	flat fee levied against every household in city			\$7.75	varies
Paris	flat fee levied against every household in city	\$7.85	\$12.70	\$7.85	\$12.70
Peculiar	city pays for service	\$5.75		\$6.75	
Pevely	flat fee levied against every household in city	\$10.66		\$12.40	
Piedmont	flat fee levied against every household in city				
Pine Lawn	flat fee levied against every household in city			\$12.00	\$12
Platte City	flat fee levied against every household in city				
Platte Woods	city pays for service	\$2.85		\$8.50	
Plattsburg	charge based on usage	\$11.05	\$38.50 1 yd	\$9.80	\$30.00 1yd
Polo	flat fee levied against every household in city	\$7.50		\$7.50	
Portageville	city pays for service				
Princeton	flat fee levied against every household in city				
Purcell	flat fee levied against every household in city	\$5.68		\$7.40	
Purdy	flat fee levied against every household in city	\$7.00		\$9.00	
Queen City		\$7.50	\$32	\$8.50	\$44
Rocheport		\$7.65		\$8.05	
Rock Port	each resident pays	\$10.95	volume based	\$10.95	volume based
Rockaway Beach	flat fee levied against every household in city	\$11.50	varies	\$11.50	varies
Russelville	flat fee levied against every household in city	\$10.10	\$42.02 1yd	\$11.07	\$46.04 1 yd
Salem	flat fee levied against every household in city				
Salisbury	flat fee levied against every household in city	\$7.75	by dumpster size	\$8.90	by dumpster size
Sarcoxie	flat fee levied against every household in city			\$7.43	
Savannah	flat fee levied against every household in city	\$9.00		\$10.40	
Scott City	flat fee levied against every household in city			\$7.06	
Seligman	charge based on usage			\$9.00	\$11.00
Senath	flat fee levied against every household in city	\$6.25	13.50	\$6.25	13.50
Seneca	flat fee levied against every household in city			\$7.00	\$4.00 yd
Shelbina	flat fee levied against every household in city	\$5.25	\$8.50	\$6.60	\$10.00
Shelbyville	flat fee levied against every household in city	\$7.50	\$9.5	\$8.50	\$10.75
Sheldon	flat fee levied against every household in city	\$8.00	\$30	\$15.00	\$48
Skidmore	flat fee levied against every household in city	\$10.00	\$50-80	\$10.00	\$50-80
Smithton	flat fee levied against every household in city	\$7.25		\$8.00	varies
South Greenfield				\$15.00	
Sparta	flat fee levied against every household in city			\$6.05	
St. Clair	city pays for service	\$10.82		\$12.98	
St. George	city pays for service			\$11.43	

TABLE VI FINANCING I

Municipality	Method of Financing Services	1999 Monthly Residential Collection Charge	1999 Monthly Commercial Collection Charge	Current Residential Collection Charge	Current Commercial Collection Charge
St. James	flat fee levied against every household in city				
St. Martins	charge based on usage			\$13.00	varies
St. Robert	flat fee levied against every household in city	\$11.25	\$31.25	\$11.25	\$41.25
Stanberry	flat fee levied against every household in city	\$8.75		\$10.00	
Ste. Genevieve	flat fee levied against every household in city				
Steele	city pays for service				
Steelville	flat fee levied against every household in city	\$8.75		\$9.00	
Stella	flat fee levied against every household in city	\$10.00		\$10.00	
Stewartsville		\$9.75	\$12.50	\$10.25	\$17.50
Stockton	flat fee levied against every household in city			\$7.97	
Stoutland					
Stover	flat fee levied against every household in city	\$8.50		\$9.00	
Strasburg	each house contracts with hauler				
Sturgeon				\$11.50	
Sugar Creek	flat fee levied against every household in city				
Sweet Springs	flat fee levied against every household in city	\$8.00		\$8.25	
Sycamore Hills	city pays for service	\$9.58	\$9.58	\$12.36	12.36
Syracuse	flat fee levied against every household in city	\$8.00	\$45.00	\$8.50	\$45.00
Taos	flat fee levied against every household in city				
Thayer	charge based on usage	\$7.60	\$10.00	\$8.00	\$11/35 dumpster more
Tipton	flat fee levied against every household in city				
Truesdale	flat fee levied against every household in city	\$6.45		\$8.65	
Union Star	flat fee levied against every household in city			\$8.50	
Unionville	flat fee levied against every household in city	\$7.75		\$7.75	
Uplands Park	flat fee levied against every household in city	\$15.00		\$15.00	
Urbana	other				
Urich	city pays for service				
Van Buren	city pays for service			\$10.00	
Vandalia	flat fee levied against every household in city	\$7.90		\$7.74	
Velda City	city pays for service	\$0.00		\$11.01	
Versailles	flat fee levied against every household in city	\$7.30		\$7.30	
Vienna	flat fee levied against every household in city	\$6.90		\$8.43	
Village of Indian Point	each household pays direct to hauler				
Vinita Park	city pays for service	\$9.85		\$12.83	
Wardsville	flat fee levied against every household in city	\$10.00	varies	\$10.93	+3%
Warsaw	flat fee levied against every household in city	\$9.00		\$11.00	
Warson Woods	flat fee levied against every household in city	\$56.25		\$68.25	
Washburn	flat fee levied against every household in city	\$11.00	\$11.00	\$11.50	\$11.50
Waverly	flat fee levied against every household in city	\$6.95		\$6.95	
Weatherby Lake	flat fee levied against every household in city	\$7.85		\$8.00	
Wellsville	flat fee levied against every household in city	\$8.80		\$8.80	

TABLE VI FINANCING I

Municipality	Method of Financing Services	1999 Monthly Residential Collection Charge	1999 Monthly Commercial Collection Charge	Current Residential Collection Charge	Current Commercial Collection Charge
Weston	city pays for service				
Wheatland	flat fee levied against every household in city	\$9.75		\$9.75	
Wheaton	flat fee levied against every household in city			\$10.00	
Willow Springs	flat fee levied against every household in city				
Winchester	flat fee levied against every household in city, city pays for service	\$6.20		\$8.02	
Winona	city pays for service	\$4.00		\$5.74	\$5.74
Woodson Terrace	flat fee levied against every household in city	\$28.00		\$36.00	
Wright City	flat fee levied against every household in city	\$23.40		\$25.00	
Wyaconda	charge based on usage	\$7.00	\$32.00	\$8.75	\$42.00
Wyatt	flat fee levied against every household in city				

TABLE VII FINANCING II

Municipality	How is Charge Collected?	Separate Line Item on Utility Bill?	Penalty for Nonpayment	City Subsidy Required?
Over 10,000				
Arnold				yes
Ballwin	separate monthly bill, contractor bills		discontinue pickups, fines in municipal court	no
Berkeley	residents are billed by the waste company		discontinue pickups, fines in municipal court	no
Bridgeton	part of general revenue sources			yes
Cape Girardeau	utility bill	yes	discontinue water service	no
Carthage	with utility bill	yes	discontinue pickups	no
Chesterfield	separate monthly bill		discontinue pickups	no
Clayton	with real estate tax bills			no
Columbia	with utility bill	yes	discontinue utility service	no
Crestwood	billed quarterly to resident		fines in municipal court/letter sent to customer	no
Creve Coeur	part of general revenue sources			no
Excelsior Springs	with utility bill	yes		no
Fulton	with utility bill	yes		no
Gladstone	private			
Hannibal	other		fines in municipal court	no
Hazelwood	separate monthly bill		discontinue pickups and fines in municipal court	no
Independence	separate monthly bill		discontinue pickups	no
Jackson	part of general revenue sources	no	discontinue pickups	no
Jefferson City	separate monthly bill		contractor's problem	no
Jennings	separate monthly bill		discontinue pickups, fines in municipal court	no
Joplin	with utility bill	yes	fines in municipal court	no
Kirksville	with utility bill	yes	fines and disconnection of water services	no
Kirkwood	with utility bill	yes	utility disconnection	no
Lake St. Louis	separate monthly bill		discontinue pickups	no
Liberty	with utility bill	yes	discontinue water service	no
Manchester	part of general revenue sources			
Marshall	with utility bill	yes	discontinue pickups	no
Maryland Heights	city tax/separate bill to residents			
Maryville				no
Mexico	with utility bill	yes	letters, phone contact, potential municipal court	no
Moberly	with utility bill	yes	discontinue pickups	no
Nixa	with utility bill	yes	discontinue pickups	no
O'Fallon	quarterly bill		discontinue pickups	no
Overland	part of general revenue sources			
Poplar Bluff	separate monthly bill		discontinue pickups, fines in municipal court	no
Rolla	with utility bill	yes	discontinue pickups	no
Sedalia	with utility bill	yes		yes
Sikeston	with utility bill	yes		no
St. Joseph				no
St. Peters	with utility bill	yes	discontinue pickups, fines in municipal court, water turned off	no
Town & Country	paid by resident			no
University City	separate monthly bill		fines, penalties of interest	no
Wentzville	with utility bill	yes	water is disconnected	no
West Plains	with utility bill	yes	discontinue pickups, utilities disconnected	no
Wildwood	billed quarterly with utility bill	yes	discontinue pickups	no
5,000-10,000				
Bolivar	with utility bill, some licensed haulers bill city	yes	discontinue pickups	no
Bowling Green	with utility bill	yes	discontinue pickups	no

TABLE VII FINANCING II

Municipality	How is Charge Collected?	Separate Line Item on Utility Bill?	Penalty for Nonpayment	City Subsidy Required?
Cameron	utility bill	yes	discontinue utility service/trash service	no
Carl Junction	with utility bill	yes	discontinue pickups	no
Caruthersville	with utility bill	yes	water disconnected	no
Chillicothe	with utility bill	yes	discontinue pickups	no
De Soto	with utility bill	yes	discontinue pickups	no
Dellwood	hauler bill quarterly		discontinue pickups	no
Des Peres				yes
Dexter	with utility bill	yes	discontinue pickups	no
Eureka	with utility bill	yes	discontinue pickups	no
Festus	with utility bill	yes	discontinue pickups	yes
Glendale	separate quarterly bill		lien on property city auto stickers	no
Harrisonville	with utility bill		utility disconnected	no
Kearney	with utility bill	yes	water shut off	no
Ladue	separate monthly bill			no
Macon	part of general revenue sources			yes
Maplewood	collector bills residents quarterly		discontinue pickups, fines in municipal court	no
Monett	with utility bill, purchase stickers for bags	yes	transferred to landlord	no
Normandy	separate monthly bill		discontinue pickup, fines in municipal court	yes
Ozark	with utility bill	yes	discontinue pickups	
Park Hills	with utility bill	yes	discontinue pickups, water disconnect	no
Republic	separate monthly bill		discontinue pickups	no
Richland	with utility bill	yes	fines in municipal court	no
Richmond Heights	part of general revenue sources			yes
Shrewsbury	separate bill		discontinue pickups	no
Smithville	separate monthly bill		company takes care of charges	no
St. John	separate monthly bill		discontinue pickups, fines	no
Sunset Hills	separate monthly bill		up to trash hauler	no
Trenton	with utility bill	yes	fines in municipal court	no
Union	with utility bill	yes	discontinue pickups	no
Valley Park	quarterly		discontinue pickups	yes
Warrenton	part of general revenue			yes
Weldon Spring	separate monthly bill		discontinue pickups	no
Under 5,000				
Adrian	with utility bill	yes	paid with water bill - water bill not paid subject to disconnection	no
Airport Drive	separate monthly bill		discontinue pickups	no
Alba	with utility bill	yes	discontinue pickups	no
Albany	with utility bill	yes	discontinue pickups	no
Alma	with utility bill	yes		no
Alton	part of general revenue sources		n/a	no
Annapolis	billed thru private hauler		discontinue pickups	no
Appleton City	with utility bill	yes	discontinue pickups	no
Arcadia	with utility bill	yes		no
Archie	with utility bill	yes	discontinue all water, sewer, trash service	no
Ash Gove	customers purchase them at city hall			no
Ashland	with utility bill	yes	discontinue pickups and fines in municipal court	no
Auxvasse	with utility bill	yes	discontinue pickups	no
Ava	with utility bill	yes	discontinue pickups	yes
Avondale	separate monthly bill		fines in municipal court	no
Baring	separate monthly bill		discontinue pickups	no
Bates City	separate monthly bill		discontinue pickups	no
Bellflower	with utility bill	yes	collection	no
Bel-Nor	separate quarterly bill from hauler		discontinue pickups	no
Berger	with utility bill	yes	discontinue pickups	no

TABLE VII FINANCING II

Municipality	How is Charge Collected?	Separate Line Item on Utility Bill?	Penalty for Nonpayment	City Subsidy Required?
Bernie	with utility bill	yes	discontinue pickups, fines in municipal court	no
Bertrand	with utility bill	yes	discontinue pickups	no
Bethany	utility bill	yes	cutt off utility service	no
Bethel	with utility bill	yes	discontinue pickups	no
Bevier	with utility bill		discontinue pickups	no
Big Lake	separate monthly bill			no
Billings	with utility bills		discontinue pickups	no
Blackwater	with utility bill	yes	discontinue water service	no
Bloomfield	with utility bill	yes	discontinue water service	no
Bogard	with utility bill	yes	fines in municipal court	no
Bonne Terre	with utility bill	yes	discontinue water	no
Branson West	separate monthly bill from private hauler			no
Brashear	separate monthly bill		discontinue pickups	no
Braymer			discontinue pickups	no
Brookfield	with utility bill	yes	discontinue pickups	no
Bucklin	with utility bill	yes	discontinue pickups	no
Buckner	separate monthly bill		discontinue pickups	no
Buffalo	with utility bill	yes	discontinue pickups	no
Bunker	with utility bill	yes	discontinue pickups	no
Butler	with utility bill	yes	discontinue pickups	no
Butterfield	with utility bill	yes	discontinue pickups	no
Cabool	with utility bill	yes	discontinue pickups	no
California	utility bill	yes	disconnect utilities	no
Callao	with utility bill	yes	discontinue pickups	no
Calverton Park	separate monthly bill		discontinue pickups	
Camdenton	separate monthly bill		discontinue pickups	no
Canton	utility bill	yes	discontinue pickups	no
Cartersville	with utility bill	yes	discontinue water	no
Cassville	with utility bill	yes	discontinue pickups	no
Center	separate monthly bill		discontinue pickups/fines in municipal court	no
Centralia	with utility bill	yes	discontinue pickups/discontinue utilities	yes
Chaffee	with utility bill		discontinue pickups	no
Charlack	separate monthly bill		discontinue pickups	yes
Chilhowee	each individual is billed by collector		discontinue pickups	no
Clarence	with utility bill	yes	discontinue pickups	no
Cleveland	separate monthly bill		discontinue pickups/fines in municipal court	no
Clever	with utility bill	yes	discontinue pickups	no
Cole Camp	with real estate tax bills	yes	discontinue pickups	
Collins	separate monthly bill		discontinue pickups	no
Concordia	with utility bill	yes	discontinue pickups	no
Corder	with utility bill	yes	discontinue pickups	no
Country Club Hills	residents pay directly			no
Crane	with utility bill	yes	discontinue pickups	no
Crocker	with utility bill	yes	discontinue pickups	no
Curryville	with utility bill	yes		no
Desloge				yes
Dixon	with utility bill	yes	discontinue pickups	no
Doniphan	with utility bill	yes	discontinue pickups	no
Duenweg	with utility bill	yes	discontinue pickups	no
Duquesne				no
East Lynne	with utility bill		discontinue pickups	no
Edgerton	with utility bill			no
Edina	with utility bill	yes	water service can be discontinued for non-payment of trash	no
Eldon	with utility bill	yes	utilities cut off	no

TABLE VII FINANCING II

Municipality	How is Charge Collected?	Separate Line Item on Utility Bill?	Penalty for Nonpayment	City Subsidy Required?
Elsberry	with utility bill	yes	water disconnected	no
Eminence	with utility bill	yes	discontinue pickups	no
Excelsior Estates	individuals are responsible			no
Fair Grove				no
Fairfax	with utility bill	yes		no
Farber	with utility bill	yes	finest in municipal court	no
Fayette	with utility bill	yes	discontinue pickups	no
Foristell				yes
Frankford	companies do their own billing		discontinue pickups	no
Freeburg	with utility bill	yes	discontinue pickups	no
Fremont Hills	separate monthly bill			no
Gallatin	with utility bill		discontinue pickups	no
Garden City	pay directly to refuse company		discontinue pickups	no
Gerald	with utility bill	yes	discontinue pickups	yes
Gideon	with utility bill	yes	discontinue pickups	no
Gilliam	with utility bill	yes	discontinue pickups	no
Glasgow	with utility bill	yes		no
Goodman	with utility bill	yes	finest in municipal court	no
Gower	with utility bill	yes	finest in municipal court	no
Granby	with utility bill	yes	collection agency	no
Grandin	with utility bill	yes	discontinue pickups	
Grant City	with utility bill	yes	discontinue pickups	no
Green City	with utility bill		discontinue pickups	no
Greenfield	with utility bill	no	other	no
Hallsville	with utility bill	yes	discontinue pickups	no
Hamilton	with utility bill	yes	take to court for unpaid fees	no
Hanley Hills	by company		discontinue pickups	yes
Hartville	with utility bill	yes	discontinue pickups	no
Hayti	with utility bill	yes	utilities disconnected	no
Henrietta	utility bills	yes	no problems, no enforcements	no
Herculaneum	with utility bill	yes	discontinue pickups	no
Hermann	with utility bill	yes	discontinue pickups	no
Hermitage	with utility bill, separate monthly bill	yes	discontinue pickups	no
Higginsville	with utility bill	yes	discontinue pickups	no
Highlandville				
Hillsboro	with utility bill	no	discontinue pickups	no
Holcomb	with utility bill	yes	discontinue pickups	no
Holden				no
Hollister	with utility bill	yes	city pays a flat rate based on number of customers - city responsible	no
Hunnewell	with utility bill	yes		no
Huntleigh	separate monthly bill			no
Iberia	with utility bill	yes	discontinue pickups	no
Jamesport	with utility bill	yes	thru collection of utility bill	no
Jonesburg	with utility bill	yes	discontinue pickups	no
Kahoka	with utility bill	yes	disconnect utilities	no
Keytesville	with utility bill	yes		no
Kidder	invoice from carrier		discontinue pickups	no
Kimberling City	separate monthly bill		collection company	no
King City	with utility bill	yes	discontinue pickups, finest in court	no
Kingdom City	with utility bill	yes	discontinue pickups	no
Knob Noster	with utility bill	yes	finest in municipal court	no
Koshkonong	with utility bill	yes	discontinue pickups	no
LaBelle	with utility bill	yes	discontinue pickups, utilities shut off	no
LaGrange	with utility bill	yes	discontinue pickups	no
Lake Ozark	with utility bill	yes	turn over to collection agency	no
Lake Tapawingo	with utility bill	yes	discontinue pickups	no
Lake Waukomis				no

TABLE VII FINANCING II

Municipality	How is Charge Collected?	Separate Line Item on Utility Bill?	Penalty for Nonpayment	City Subsidy Required?
Lamar	with utility bill	yes	discontinue service and disconnect utilities	no
LaMonte	with utility bill	yes	discontinue pickups	no
Lanagan	with utility bill		discontinue pickups	no
Laredo	with utility bill	yes	discontinue pickups	no
Lathrop	with utility bill	yes	services discontinued	no
Leadwood	separate monthly bill		discontinue pickups	no
Lewistown				
Lexington	with utility bill	yes	discontinue pickups	no
Liberal	with utility bills	yes	discontinue pickups	no
Licking	with utility bill	yes	discontinue pickups	no
Lincoln	with utility bill	yes	discontinue pickups	yes
Lone Jack	company bills customer monthly or quarterly			
Marceline	with utility bill	yes		no
Marionville	with utility bill	yes	discontinue pickups	no
Marlborough	city pays			
Marquand	with utility bill	yes	discontinue pickups	no
Marston	with utility bill	yes	discontinue pickups	no
Marthasville	with utility bill		discontinue pickups	no
Maysville	with utility bill	yes	discontinue pickups	no
Memphis	with utility bill	yes	turned over to Waste Corporation	no
Meta	with utility bill	yes	discontinue pickups	no
Milan	with utility bill	yes		
Miller	with utility bill	yes	discontinue pickups	no
Miner	with utility bill	yes	service disconnection	no
Moline Acres	separate quarterly bill		discontinue pickups	no
Montgomery City	with utility bill	yes	cut off all utilities	no
Morehouse	with utility bill	yes	discontinue pickups	no
Morley	with utility bill	yes	discontinue pickups	no
Morrisville	separate monthly bill		discontinue pickups	no
Moscow Mills	with utility bill	yes	utility disconnection	no
Mound City	with utility bill	yes		no
Mountain View	with utility bill	yes	discontinue pickups, disconnect utility service	
Neck City	with utility bill	yes	discontinue pickup	no
Neelyville	with utility bill	yes	discontinue pickups	no
New Bloomfield	hauler does own billing		discontinue pickups	no
New Florence	with utility bill	yes	utility shut off	no
New Franklin	with utility bill	yes	discontinue pickups	no
New Hampton	with utility bill	yes	discontinue pickups	no
New Haven	with utility bill	yes	finest in municipal court	no
Newtonia				
Niangua	Separate billing		discontinue pickups	no
Norborne	with utility bill	yes		no
North Kansas City	other			yes
Northmoor	with utility bill	yes	discontinue pickups	no
Novinger	with real estate tax bills	yes	discontinue pickups	no
Oak Grove (V)	with utility bill	yes	discontinue pickups	no
Oakland	separate monthly bill			
Oakview	separate billing every three months		discontinue pickups	no
Odessa	with utility bill	yes	reminders and fines	no
Oran	with utility bill	yes	late fees on water bill	no
Orrick	with utility bill	yes		no
Pairs	with utility bill	yes		no
Palmyra	with utility bill, commercial billed by hauler	yes	discontinue pickups	no
Paris	with utility bill	yes		no

TABLE VII FINANCING II

Municipality	How is Charge Collected?	Separate Line Item on Utility Bill?	Penalty for Nonpayment	City Subsidy Required?
Peculiar	with utility bill	yes	discontinue pickups	no
Pevely	with utility bill	yes	discontinue pickups, fines in municipal court	no
Phillipsburg	separate monthly bill		discontinue pickups	no
Piedmont	separate monthly bill		discontinue pickups	no
Pilot Knob				
Pine Lawn	separate monthly bill	no	fines in municipal court, other	no
Platte City	with utility bill	yes	turn off water	no
Plattsburg	with utility bill	yes	late fee assessed, other city utilities turned off when not paid	yes
Polo	with utility bill	yes		no
Portageville	with utility bill	yes	fines in municipal court, other	no
Princeton	with utility bill	yes	discontinue pickups	no
Purcell	with utility bill		discontinue pickups	no
Purdy	with utility bill	yes		no
Rock Port	separate monthly bill		discontinue pickups	no
Rockaway Beach	with real estate tax bills	yes	discontinue pickups	
Russelville	billed quarterly/monthly commercial		discontinue pickups	no
Salem	with utility bill	yes	discontinue pickups	no
Salisbury	with utility bill	yes	utility is disconnected for no pay	no
Sarcoxi	with utility bill	yes	discontinue pickups	no
Savannah	with utility bill	yes	other	no
Scott City	with utility bill	yes	water disconnection	no
Seligman	with utility bill	yes	discontinue pickups	no
Senath	with utility bill	yes		no
Seneca	with utility bill	yes	discontinue pickups	no
Shelbina	with utility bill	yes	discontinue pickups	no
Shelbyville	with utility bill	yes	discontinue utility service	no
Sheldon	with utility bill	yes	discontinue pickups	no
Skidmore	with utility bill	yes	discontinue pickups, late charges	no
Smithton	with utility bill	yes	discontinue pickups	no
Sparta	with utility bill	yes	discontinue pickups	no
St. Clair	with utility bill	yes	discontinue pickups	no
St. George				no
St. James	with utility bill	yes	fines in municipal court	no
St. Martins	hauler does billing		discontinue pickups	no
St. Robert	with utility bill, commercial by private hauler	yes	discontinue pickups	no
Stanberry	with utility bill	yes	discontinue pickups	
Ste. Genevieve	hauler bills			
Steele	with utility bill	yes	discontinue pickups	no
Steelville	with utility bill	yes		
Stella	with utility bill	yes	discontinue pickups	no
Stewartsville	with utility bill	yes	water is shut off	
Stockton	separate monthly bill			
Stover	with utility bill	yes	discontinue pickups	no
Strasburg	separate monthly bill			no
Sugar Creek	with utility bill	yes	fines in municipal court	yes
Sweet Springs	with utility bill	yes	discontinue pickups	no
Syracuse	with utility bill	yes	late charges	no
Taos	separate bi-monthly bill		fines in municipal court	no
Thayer	with utility bill	yes	discontinue pickups	no
Tipton	with utility bill	yes	discontinue pickups	no
Truesdale	with utility bill	yes	discontinue pickups	no
Union Star	with utility bill	yes	water turned off, if not paid	
Unionville	with utility bill	yes	services disconnected	no
Uplands Park	separate monthly bill	no	discontinue pickups, fines in municipal court	yes

TABLE VII FINANCING II

Municipality	How is Charge Collected?	Separate Line Item on Utility Bill?	Penalty for Nonpayment	City Subsidy Required?
Urbana	with utility bill	yes	discontinue pickups	no
Urich	separate monthly bill		discontinue pickups	no
Van Buren	with utility bill	yes	discontinue pickups	no
Vandalia	with utility bill	yes	shut off utilities	no
Versailles	with utility bill		discontinue water	no
Vienna	with utility bill	yes		yes
Village of Indian Point	separate monthly bill			no
Vinita Park	waste hauler bills city directly			no
Wardsville	separate monthly bill			
Warsaw	with utility bill	yes		no
Warson Woods	hauler does billing		by hauler	no
Washburn	with utility bill	yes	discontinue pickups	no
Waverly	with utility bill	yes		no
Weatherby Lake	billed by trash hauler		discontinue pickups	no
Wellsville	with utility bill	yes	discontinue pickups	no
Weston	with utility bill	yes	discontinue pickups, fines in municipal court	no
Wheatland	with utility bill	yes	discontinue pickups	no
Wheaton	with utility bill, dumpsters charged/collect hauler	yes	discontinue pickups	no
Willow Springs	with utility bill	yes	discontinue pickups	no
Winchester	separate quarterly bill		discontinue pickups, fines in municipal court	yes
Winona	part of general revenue sources	yes	discontinue pickups	yes
Woodson Terrace	billed every three months		discontinue pickups	no
Wright City	with utility bill	yes	disconnect water service	yes
Wyaconda	with utility bill	yes	discontinue pickups	no
Wyatt	separate monthly bill		discontinue pickups	no

TABLE VIII PUBLIC OWNED LANDFILLS I

Municipality	Ownership of Landfill		Acquisition Method	Does Landfill Have Scales?	Planning to Install Scales?	City Operate Transfer Station?	Planning to Operate Transfer Station?
	City	Joint Government					
Over 10,000							
Carthage	yes	no	purchase	no	no	yes	
Chesterfield	no	no				no	no
Columbia	yes	no	purchase	yes		no	
Creve Coeur	no	no				no	no
Fulton	yes	no	purchase	yes		no	
Gladstone	no						
Grandview	no						
Jefferson City	no						
Joplin	no						
Kirksville	no						
Kirkwood	no						
Lake St. Louis	no						
Manchester	no	no				no	
Maryville	yes	no	purchase	yes		yes	
Mexico	yes						
Moberly	yes	no	purchase	yes		no	no
Rolla	no						
Town & Country	no						
Wildwood	no						
5,000-10,000							
Bolivar	no						
Bowling Green	no						
Caruthersville	no						
Chillicothe	no	no				no	
Dellwood	no						
Des Peres	no	yes					
Dexter	no						
Glendale	no						
Harrisonville	no						
Maplewood	no						
Normandy	no						
Ozark	no						
Pleasant Hill	no						
Smithville	no						
Sunset Hills	no						
Valley Park	no						
Weldon Spring	no						
Under 5,000							
Appleton City	no						
Bertrand	no						
Bloomfield	no	no		yes		no	no
Bucklin	no						
Bunker	no						

TABLE VIII PUBLIC OWNED LANDFILLS I

Municipality	Ownership of Landfill		Acquisition Method	Does Landfill Have Scales?	Planning to Install Scales?	City Operate Transfer Station?	Planning to Operate Transfer Station?
	City	Joint Government					
Callao	no						
Calverton Park	no						
Canton	no						
Cartersville	no						
Cassville	no						
Centralia	no						
Chaffee	no						
Chilhowee	no						
Cole Camp	no						
Crane	no	no				no	no
Crockers	no						
Crystal City	no						
Desloge	no						
Dixon	no	no				no	
Easton	no	no				no	
Eldon	no						
Elsberry	no						
Excelsior Estates	no	no		no		no	
Farber	no						
Fayette	no	no				no	no
Gallatin	no						
Garden City	no						
Gerald	no						
Gideon	no						
Gower	no						
Grandin	no						
Grant City	no						
Green City	no						
Green Park	no						
Hanley Hills	no						
Hayti	no						
Holden	no						
Hunnell	no						
Huntleigh	no						
Iron Mountain Lake	no						
Keytesville	no						
King City	no						
Lake Tapawingo	no						
Lathrop	no						
Laurie	no						
Leadington	no						
Lexington	no						
Liberal	no	no	provided with our trash service				

TABLE VIII PUBLIC OWNED LANDFILLS I

Municipality	Ownership of Landfill		Acquisition Method	Does Landfill Have Scales?	Planning to Install Scales?	City Operate Transfer Station?	Planning to Operate Transfer Station?
	City	Joint Government					
Marionville	no						
Marlborough	no						
Marthasville	no						
Morrisville	no						
Mound City	no						
Mountain View	no	no		yes		no	no
Naylor	no						
New Bloomfield	no						
New Florence	no						
New Melle	no						
Newburg	no						
Northmoor	no						
Oak Grove (V)	no						
Oakview	no						
Odessa	no						
Peculiar	no						
Plattsburg	no						
Polo	no						
Princeton	yes	yes	purchase, grant	yes		no	no
Purdy	no						
Rock Port	no						
Savannah	no						
Seneca	no						
Shelbyville	no						
Sparta	no						
St. James	no						
St. Paul	no						
Steelville	no						
Stella	no						
Stockton	no						
Sugar Creek	no						
Sycamore Hills	no						
Syracuse	no						
Taos	no						
Tipton	no						
Truesdale	no						
Unionville	no						
Uplands Park	no						
Urbana	no						
Van Buren	no						
Versailles	no						
Warson Woods	no						
Washburn	no						
Weston	no						

TABLE VIII PUBLIC OWNED LANDFILLS I

Municipality	Ownership of Landfill		Acquisition Method	Does Landfill Have Scales?	Planning to Install Scales?	City Operate Transfer Station?	Planning to Operate Transfer Station?
	City	Joint Government					
Wheatland	no						
Wright City	no						
Wyaconda	no						

TABLE X PUBLIC OWNED LANDFILLS III

Municipality	Affect of Subtitle D	Closure Cost	Post-Closure Cost	1999 Landfill Tipping Charge by Ton	1999 Landfill Tipping Charge by Cubic Yard	Current Landfill Tipping Charge by Ton	Current Landfill Tipping Charge by Cubic Yard	Financial Operation
Over 10,000								
Columbia	upgrading required/increased tipping fees	\$8,211,726	\$7,728,447	\$32.50				
Fulton	upgrading required			\$29.00				profit
Maryville	will not open new landfill after existing landfill reaches capacity	\$3,000,000	\$500,000	\$67.00				profit
Moberly	upgrading required, contemplate closing existing landfill, increased tipping fees	\$1,500,000	\$70,000	\$27.50				loss
Springfield	upgrading required	\$9,970,000	\$7,000,000	\$27.50				
5,000-10,000								
Under 5,000								
Bloomfield	increased tipping fees				\$21.28			
Mountain View					\$25.00			
Princeton	contemplate closing existing landfill	\$533,203	\$743,529	\$41.00		\$37.00		profit

TABLE XI PRIVATELY OWNED LANDFILLS

Municipality	1999 Landfill Rates			Current Landfill Rates			Types of Permits Required	Expected Life	Planning for Future Needs
	Ton	Cubic Yard	Other	Ton	Cubic Yard	Other			
Over 10,000									
Berkeley							no landfills are permitted		
Bridgeton							special use permit from city council/business lice	1 year	yes
Cape Girardeau	\$18.35			\$21.64				15 years	
Chesterfield	\$20.00			\$28.00			not in city limits		
Crestwood	\$33.00			\$42.15				17 years	yes
Fulton								12 years	
Hannibal				\$23.00				10 years	
Jackson					\$32.00			5 years	
Jefferson City	\$24.00				\$34.00		building permit, business license	10 years	no
Joplin	\$35.00			\$40.00			permit from Dept. of Natural Resources	25 years	
Kirksville				\$36.70		27.50		60-70 years	
Liberty	\$29.35			\$43.04			business license, DNR permits, annual permit,		yes
Marshall	\$25.00			\$30.16			no space in current city limits	20+ years	
Maryville	\$67.00						state required permits	closed	
Mexico	\$28.00		transfer station cost	\$35.00			n/a	n/a	
Moberly	\$27.50			\$32.50				8 months	yes
Sedalia	\$26.22			\$27.53					
St. Joseph	\$28.10			\$30.00				40+ years	
St. Peters	\$23.54			\$23.04			solid waste permit, business license	15+ years	
West Plains	\$20.00			\$20.00			don't allow in city	25 years	
Wildwood								5+ years	yes
5,000-10,000									
Bowling Green								7 years	
Cameron	\$20.00			\$26.95				20 years	
Caruthersville				\$33.00					
Clinton				\$35.00					
Dexter		\$11.00			\$17.25			10 years	
Eureka								50 years	
Park Hills								20 years	
St. John	\$26.15			\$35.04				40 years	
Valley Park				\$33.54				3-5 years	yes
Under 5,000									
Ava	\$29.28			\$33.75					
Bevier								15 years	no
Bloomfield		\$20.68			\$21.28			15 years	

TABLE XI PRIVATELY OWNED LANDFILLS

Municipality	1999 Landfill Rates			Current Landfill Rates			Types of Permits Required	Expected Life	Planning for Future Needs
	Ton	Cubic Yard	Other	Ton	Cubic Yard	Other			
Bonne Terre								40 years	
Bunker	\$41.52			\$48.28					
California	\$26.00			\$31.04					
Centralia				\$32.50					
Cleveland									
Dixon	\$47.00			\$48.50					
Edina		\$5.52		\$31.06				in excess of 5 years	
Granby	\$35.00			\$38.00					yes
Hermann				\$40.50				5-6 years	
Koshkonong								25+ years	
LaGrange				\$38.04				15 years	
Lake LotawanA									
Lake Ozark						gate rate \$40.00 per ton		10 years	
Lamar	\$17.05			\$18.14			not allowed in city limits by zoning	15-20 years	
Lexington				\$40.00		\$20 min.	currently not allowed	40 years	
Mountain View		\$25.00		\$28.00				20 years	
Piedmont	\$45.00			\$50.00					
Pine Lawn								indefinitely	no
Platte City	\$27.75			\$31.90			not permitted		
Portageville	\$38.00			\$38.00					no
Princeton	\$37.00			\$41.00				5 years	yes
Purdy									
Rock Port	\$36.00			\$36.00				25 years	
Rockaway Beach									
Russellville				\$40.00			a permit is necessary, but landfill is out of city	at least 10 years	
Sheldon				\$36.00				7 years	
St. Robert			\$32.55 per ton - hauling and disposal fee together					15 year contract	no
Ste. Genevieve									no
Sugar Creek							special use permit approved by council	10-15 years	
Taos								10+ years	
Vinita Park	\$26.15			\$35.04				40 years	

TABLE XIII RESOURCE RECOVERY II

Municipality	Charge for Recycling Collection	Annual Revenue	Cost of Operating Recycling Program	Equipment Required Acquired	Equipment Cost	Financial Assistance	Technical Assistance
Over 10,000							
Ballwin	yes					no	no
Bellefontaine Neighbors	no						
Berkeley	yes		\$30,000	two high lift and two giant vac machines		yes	yes
Clayton	no					no	no
Florissant	no	\$5,000	\$18,000			yes	
Fulton	no		\$40,000	recycling truck	\$70,000	yes	yes
Grandview	yes						
Hazelwood	no					yes	yes
Independence	no	\$34,000				yes	yes
Jackson	no					no	no
Joplin	no	\$1,000	\$100,000	glass crusher, grinder, cardboard compacter		no	no
Kennett	no			4 bin recycling trailer		yes	no
Kirkwood	yes	\$80,000	\$130,000	bailers, containers		yes	yes
Lake St. Louis							
Liberty	yes	\$10,000	\$283,200	none		no	no
Marshall	no			Peltetizing facility, drop off center, RSD fire packaged boiler		yes	no
Mexico	no	\$12,000	\$12,000			no	no
Moberly	no			truck, balers, conveyors, forklifts		yes	yes
Nixa	yes	\$96,000	\$97,635			no	no
O'Fallon	no	\$15,000		4 trucks		no	
Poplar Bluff	no						
Rolla	yes	\$150,000	\$200,000	trucks and trailers	\$100,000	no	no
Sikeston	no			none		no	no
Springfield	no	\$88,064	\$612,468			No	no
St. Joseph		\$21,000	\$188,000	compactor, rolloff containers		no	no
St. Peters	yes		\$296,000	bailer and conveyors	\$3,406,500	yes	no
Town & Country	no			none		no	no
University City	no	\$50,000	\$415,000	tucks, roll-off containers, fork lifts, hoppers	\$500,000	yes	yes
Wentzville	yes			none		yes	yes
West Plains	no	\$70,100	\$227,900	curbside collection trucks, recycling bins, dumpsters for cardboard	\$150,000	no	no
Wildwood	no						
5,000-10,000							
Bolivar	no			none		yes	no
Bowling Green	no						
Festus	no					no	yes

TABLE XIII RESOURCE RECOVERY II

Municipality	Charge for Recycling Collection	Annual Revenue	Cost of Operating Recycling Program	Equipment Required Acquired	Equipment Cost	Financial Assistance	Technical Assistance
Glendale	no					no	no
Harrisonville	no					no	
Kearney	no	\$28,000	\$28,000	none	\$18,000	no	yes
Ladue	no						
Maplewood	no		\$35,000			yes	no
Monett	no		\$25,000	balers	\$20,000	yes	yes
Nevada	no			construction of building w/security fence, 1 skid steer, balers		yes	yes
Normandy	no			dual chamber trash truck		yes	yes
Ozark	no						
Park Hills	no		\$120,000	collection truck	\$20,000	yes	yes
Pleasant Hill	no	\$2,000	\$1,500	none		yes	yes
Republic	no			2 trailers		yes	yes
Richland	no						
Richmond Heights	no			tub grinder		yes	no
Shrewsbury	no			dumpster		no	yes
Smithville	no		\$200	none	\$200	no	no
Union	no			none		no	no
Valley Park	no		\$55,000	recycling truck	\$130,000	yes	no
Under 5,000							
Adrian	no						
Airport Drive	yes					yes	yes
Alba	no		\$1,500			no	no
Albany	no					no	no
Alton	yes	\$80,000	\$80,000	bailers, tuck, trailers, bins, waste oil heater,		yes	yes
Archie	no					no	no
Ash Gove	no					no	no
Ashland	yes		\$3,000			no	
Auxvasse	no						
Ava	no					no	
Avondale	no						
Baring	no						
Bates City	no						
Bellflower	no					no	no
Bernie						no	no
Billings	no						
Bloomfield	no					no	no
Bonne Terre	no		\$100,000	truck and trailers	\$40,000	yes	no
Brashear	no					no	no
Braymer	no					no	no
Buffalo	no	\$11,000	\$65,000	trash truck, skidster, bailers, pallet jack	\$75,000	yes	no

TABLE XIII RESOURCE RECOVERY II

Municipality	Charge for Recycling Collection	Annual Revenue	Cost of Operating Recycling Program	Equipment Required Acquired	Equipment Cost	Financial Assistance	Technical Assistance
Cassville	no					no	
Crystal City	yes			1 - ton pickup and trailer	\$20,000	no	no
Curryville	no						
Desloge	no			combined packer-type with recycled bins	\$6,000	yes	
Eminence	no						
Foristell	yes					no	
Frontenac	no						
Gallatin	no					no	no
Glasgow	no					no	no
Goodman	no					no	no
Gordonville							
Granby	no			2 recycling portrailer on wheels/ one for cardboard	\$10,540	yes	yes
Grant City	no					no	no
Green City	no						no
Greenfield	no					yes	yes
Hallsville	no					no	no
Hamilton	no						
Hartville	no			trailer	\$12,000	yes	no
Hayti	no			recycle trailer		yes	yes
Hermann	yes		\$19,252	bin trailers		yes	yes
Hermitage						no	no
Higginsville	no						
Holden	no			backhoe		yes	yes
Hollister	no					no	yes
Hunnewell	no						
Jamesport	no						
Jonesburg	no					yes	yes
Kahoka	no						
Keytesville	no	\$1,780	\$100			yes	yes
Kidder	no					no	yes
Kimberling City	no						
King City	no						
Lake Waukomis	no	\$300				yes	yes
Lamar	no					yes	no
Lanagan	no						
Lathrop	no			building and containers		yes	yes
Lexington	no		\$10,000	bins		yes	yes
Licking	no			bins and trailers		yes	no
Marlborough	no					no	no
Martinsburg	no		\$50			no	yes
Maysville	no		\$7,000	trailer, bins, shed		yes	yes
Memphis	no					no	no

TABLE XIII RESOURCE RECOVERY II

Municipality	Charge for Recycling Collection	Annual Revenue	Cost of Operating Recycling Program	Equipment Required Acquired	Equipment Cost	Financial Assistance	Technical Assistance
Miller				Nestle Purina supplies bin for deposit of paper pr		no	no
Miner	no						
Moline Acres	no						
Montgomery City	no					no	no
Moscow Mills	no						
Mound City							
Mountain View	no	\$25,000	\$90,000	bobcat, forklift, balers, flatbed, glass pulverizer, scales, building	\$138,500	yes	yes
Naylor	no					no	yes
New Bloomfield	no			none		no	
New Haven	yes					no	no
North Kansas City	no					no	no
Norwood Court	no					no	no
Oakland	no						
Odessa	yes					no	yes
Osage Beach	no						
Osceola	no						
Palmyra	no		\$6,000	cardboard compactor		yes	yes
Pevely	yes					no	
Piedmont	no						
Pine Lawn	no					no	no
Platte City	no	\$6,000		recycle trailer, rolloff trailer, can crusher, compactor	\$200,000	yes	yes
Plattsburg	yes		\$17,000				
Polo	no						
Portageville	no		\$10,000	2-10 bin recycle trailers	\$2,500	yes	yes
Princeton	no			fork lift, balers	\$10,000	yes	yes
Purcell	no						
Rock Port						no	no
Rockaway Beach	no						
Savannah	no		\$40,000	trailers and pickup truck	\$9,000	yes	no
Scott City	no	\$20,000	\$75,000	bailer, compacter		yes	yes
Seneca	no						
Smithton	yes	\$1,200				no	no
South Greenfield				none			
St. Clair	no					no	no
St. James	no			truck, recycle trailer with fork lift able bins		yes	yes
St. Robert	no	\$8,310.46		bailer, horizontal bailer, glass crusher, aluminum can separator, skid steer, trailers	\$160,000	yes	
Stanberry	no						
Ste. Genevieve	no		\$10,000				

TABLE XIII RESOURCE RECOVERY II

Municipality	Charge for Recycling Collection	Annual Revenue	Cost of Operating Recycling Program	Equipment Required Acquired	Equipment Cost	Financial Assistance	Technical Assistance
Steele	no			one cycling trailer		yes	yes
Stewartsville	no			trailer, recycle bins for curbside	\$250	yes	yes
Stockton	no					no	no
Stoutland	no						
Stover	no						
Strasburg	no						
Sugar Creek	no			divided truck		yes	yes
Syracuse	no						
Taos	no			private		no	no
Tarkio						no	
Thayer	yes			city is associate with Oregon County and City of Alton		no	no
Unionville	no	\$1,000		3 trailers for recycling	\$12,000	yes	no
Van Buren	no			trailer to collect		no	yes
Vandalia	no						
Versailles	no					yes	yes
Vinita Park	no					yes	no
Weatherby Lake	no	\$1,000		paper holding bin supplied by collector		no	no
Weston	yes			two recycling containers		yes	yes
Winona	no		\$6,000	none		no	yes
Woodson Terrace	yes						
Wright City	no					no	no

TABLE XIV RESOURCE RECOVERY III

Municipality	Number of Employees		Collection Practices	Frequency of Curbside Pickup	Type of Container	Who Pays For Container	Cost of Container
	Full-time	Part-time					
Over 10,000							
Ballwin			curbside	weekly	bins	Waste hauler supplies them	
Bellefontaine Neighbors			curbside	weekly			
Berkeley	3		curbside	weekly	giant leaf vac machines	city	\$20,000.00
Clayton			rear pickup				
Florissant		1	central drop-off site				
Fulton		2	curbside, central drop-off site	weekly	clear plastic bags		
Gladstone			curbside	weekly			
Hazelwood			curbside	weekly	tub with lid	city t	
Independence	2		central drop-off site(s)				
Jackson	9		central drop-off site(s)				
Joplin	1	1	central drop-off site(s)				
Kennett	1		central drop-off site				
Kirkwood	2		central drop-off site(s)				
Liberty		1	curbside, central drop-off site	weekly	plastic container provided by hauler		
Marshall	4		curbside, central drop-off site	weekly paper products only	plastic or paper bags or red recycle containers	city	
Maryland Heights			curbside	weekly			
Mexico			central drop-off sites				
Moberly	2	2	curbside	weekly	clear trash bags	customer	
Nixa	2		central drop-off				
O'Fallon	4		curbside	weekly		city	\$58.00
Overland			curbside	weekly	plastic bins		
Poplar Bluff			curbside, central drop-off sites	2 x month			
Rolla	5	1	curbside, central drop-off site	weekly	blue bin	city	\$5.00
Sikeston			central drop-off site				
Springfield	7	2	curbside, central drop-off site	2 x month	Tub		
St. Joseph	3		central drop-off site				
St. Peters	6		curbside, central drop-off site	twice weekly	14 gal, plastic bags	city	\$1.29
Town & Country			curbside, central drop-off site	1-2 weekly by contractor			
University City	10	1	curbside, central drop-off site	weekly	18 gal bin	city	\$4.20
Wentzville		1	curbside	weekly	bins	customer	
West Plains	6		curbside, commercial cardboard collection	weekly	2-14 gal bins	city	\$5.50
Wildwood				weekly	plastic gin, 18 gal	waste hauler	
5,000-10,000							

TABLE XIV RESOURCE RECOVERY III

Municipality	Number of Employees		Collection Practices	Frequency of Curbside Pickup	Type of Container	Who Pays For Container	Cost of Container
	Full-time	Part-time					
Bowling Green			central drop off site	1x per month	none		
De Soto			curbside	once monthly	recyclable bins	waste hauler	
Festus			curbside	weekly			
Glendale			curbside	weekly	plastic containers	city	
Harrisonville			curbside	weekly	bin provided		
Kearney		1	central drop-off site(s)				
Maplewood			curbside	weekly	15 gallon bin	city	\$4.00
Monett	1		central drop-off site				
Nevada		3	central drop-off site				
Normandy	2		curbside	weekly	18 gal with top	city	
Park Hills		3	curbside	weekly	bins	city	\$7.00
Pleasant Hill		1	central drop-off site				
Republic		1	central drop-off site(s)				
Richmond Heights	6	2	curbside	weekly		customer	\$5.00
Shrewsbury		1	central drop-off				
Smithville		1	central drop-off site(s)				
Trenton			curbside	weekly	clear plastic bags	customer	
Union			curbside	twice a month	30 gal bin	city	\$7.00
Valley Park		1	curbside	weekly		city	\$7.00
Warrenton				weekly			
Weldon Spring				weekly			
Under 5,000							
Adrian		1					
Airport Drive			curbside				
Alba			central drop-off site				
Albany			curbside	weekly	separate bags	customer	
Alton	3	1	curbside, central drop-off site	weekly	plastic bins		
Archie			curbside	weekly	plastic basket	waste hauler	
Ash Grove			central drop-off site				
Ashland			central drop-off				
Ava			central drop-off sites				
Bloomfield			central drop-off site				
Bonne Terre		3	curbside	weekly	plastic bins	city	\$5.00
Braymer			central drop-off site(s)				
Buffalo	1	1	central drop-off site				
Cassville			curbside	weekly	blue tub		
Corder	1						
Crystal City	2		curbside	weekly	35-gallon container	city	\$8.00
Desloge	3		curbside	weekly	plastic bin	city	
Fair Grove							
Foristell			curbside	weekly	plastic bin		
Fremont Hills			curbside	weekly	customer		

TABLE XIV RESOURCE RECOVERY III

Municipality	Number of Employees		Collection Practices	Frequency of Curbside Pickup	Type of Container	Who Pays For Container	Cost of Container
	Full-time	Part-time					
Frontenac			curbside	weekly			
Gallatin			curbside	twice a month	bags and totes	customer	
Glasgow	2		curbside	weekly		customer	
Goodman			curbside	1x month	blue bags	customer	
Gower			curbside	twice a month	plastic bins	customer	\$5.00
Grant City				weekly	clear bags	customer	
Green City	2		recycling trailer				
Greendale			curbside	weekly	16 gal bin	city	
Greenfield		1	central drop-off site				
Hallsville			curbside, central drop-off site	1 x month	clear container	city	
Hamilton			central drop-off site				
Hartville	1		central drop-off site(s)				
Hayti	2		central drop-off site(s)				
Herculaneum			curbside	weekly	18 gal recycle bins		
Hermann			central drop-off				
Hermitage			central drop-off				
Hillsboro				weekly		city	
Holcomb							
Hollister			curbside	every other week			
Jamesport			curbside	twice a month	blue tote or clear plastic bags	waste hauler	
Jonesburg			curbside, central drop-off site(s)				
Kahoka			central drop-off site				
Keytesville			central drop-off site				
Kidder		1	central drop-off site			city	
Kimberling City			curbside, central drop-off site	twice a month	tub, paper sacks		
Lake Waukomis		1	central drop-off site	weekly			
Lamar			central drop-off site				
Lathrop	1	1	central drop-off				
Laurie			central drop-off sites				
Lexington		1	central drop-off				
Licking			curbside	weekly	bins and cages	city	\$8.00
Marlborough				weekly	35 gal bin	city	
Martinsburg			other				
Maysville		1	central drop-off site				
Memphis			central drop-off site				
Miller		2	central drop-off sites				
Moline Acres	1	1	central drop-off site	1 - 2 months	roll-off		
Montgomery City			curbside, central drop-off	1 x month	blue bags	city	\$1,000.00
Moscow Mills			curbside, central drop-off site	weekly	plastic tub		
Mound City							
Mountain View	1	5	curbside, central drop-off site	5 days a week	bags	city	\$0.15
Naylor			central drop-off site				

TABLE XIV RESOURCE RECOVERY III

Municipality	Number of Employees		Collection Practices	Frequency of Curbside Pickup	Type of Container	Who Pays For Container	Cost of Container
	Full-time	Part-time					
New Bloomfield			central drop-off site				
New Haven			curbside	1 x month		waste hauler	
North Kansas City			curbside	weekly			
Norwood Court			curbside	weekly		city	\$3.00
Oakland			curbside	weekly		city	
Odessa			curbside	weekly			
Osceola			central drop-off site				
Pagedale			other				
Palmyra			central drop-off site				
Pevely			curbside	weekly			
Piedmont			central drop-off sites				
Pine Lawn			curbside	1 x month	plastic container	city	
Platte City	4		curbside, central drop-off	weekly	plastic tubs	customer	\$10.00
Platte Woods			curbside	weekly	paper bags		
Plattsburg		1	curbside	weekly	bins	city	
Portageville	2		central drop-off site				
Preston							
Princeton		1	central drop-off site	every 6 weeks	none		
Rock Port			curbside	weekly	recycle bin or clear plastic bag	customer	
Rockaway Beach			curbside		plastic		
Savannah		2	curbside	weekly	red totes	customer	\$3.00
Scott City	3	1	curbside, trailers located at various locations	weekly	15 gal plastic containers	city	\$8.00
Seneca			central-drop off site				
Smithton	1		curbside	weekly	bins		
St. Clair			curbside	weekly	plastic		
St. James	1		curbside	weekly			
St. Robert	1		curbside, rural use drop-off containers at center	by-weekly	plastic bags	city	
Ste. Genevieve			residents have to take them to center				
Steele		1	central drop-off site		one-central container		
Stewartsville				1/3 Wed of month	recycle bins	city	
Stockton					metal bins		
Sugar Creek	1		curbside	weekly	20 gal container	city	
Taos			central drop-off site				
Thayer			curbside	weekly	container		\$8.00
Unionville		1	central drop-off site				
Van Buren		1	central drop-off site				
Vandalia			central drop-off site				

TABLE XIV RESOURCE RECOVERY III

Municipality	Number of Employees		Collection Practices	Frequency of Curbside Pickup	Type of Container	Who Pays For Container	Cost of Container
	Full-time	Part-time					
Versailles	4		central drop-off site				
Vinita Park			curbside	weekly	bin		
Warson Woods				weekly		customer	
Weston			central drop-off site	weekly			
Winchester				once per week			
Winona		1	curbside	weekly	special bags	city	\$0.10
Woodson Terrace			curbside	weekly	plastic containers	customer	\$3.00
Wright City			curbside	weekly		customer	\$2.00

TABLE XV RESOURCE RECOVERY IV

Municipality	Markets for All Items	Most Difficult Items To Market	Local Markets Available
Over 10,000			
Berkeley	yes	none	no
Clayton	no		
Florissant	yes	plastic, aluminum, glass, cardboard collected at a	
Hazelwood			no
Jackson	yes		yes
Joplin	yes	mixed paper	yes
Kennett	no		no
Kirkwood	yes	none	
Liberty	yes		no
Marshall	yes	glass	yes
Moberly	yes	private business	no
Nixa	yes	Styrofoam, plastics	yes
Rolla	yes	glass	no
Sikeston			no
St. Joseph	yes	glass	yes
St. Peters	yes	film plastic	yes
Town & Country			no
University City	yes	mixed paper	yes
Wentzville	yes		no
West Plains	yes	glass	yes
5,000-10,000			
Bolivar			yes
Festus			no
Kearney	yes		
Monett	no	glass	yes
Nevada	yes	tin, glass	no
Normandy	yes		
Park Hills	no	glass, paper	no
Pleasant Hill	yes	plastic	yes
Richmond Heights	yes		
Union	yes		
Valley Park	yes		
Under 5,000			
Alba	yes		
Alton	yes	glass	no
Ash Gove			no
Ash Grove			
Bellflower	no		no
Bernie	yes		
Buffalo	yes		yes
Crystal City	no		no
Goodman	no		
Granby	yes		
Green City		metal, appliances	
Hartville	no	all	no
Hayti	no		
Hermann	yes	plastics	no
Holden	yes	glass	yes
Hollister	yes		
Keytesville	yes	glass	
Lake Waukomis	yes		
Lamar	yes	glass	no
Lexington	no		

TABLE XV RESOURCE RECOVERY IV

Municipality	Markets for All Items	Most Difficult Items To Market	Local Markets Available
Licking	yes		no
Memphis	yes		
Miller			yes
Montgomery City			no
Mountain View	yes	glass	yes
Odessa	no		no
Pine Lawn	no		no
Platte City	yes	glass, white goods	no
Portageville	no		no
Princeton	no	glass, tin, milk jugs	yes
Savannah	yes	glass, tin	no
Scott City	yes	tin	no
South Greenfield			yes
St. Clair			no
St. James	yes		
St. Robert	yes	glass	no
Steele	no		no
Stewartsville		appliances - hard to find someone to haul	no
Sugar Creek	no	glass	yes
Taos	no		
Thayer	yes	tires	yes
Unionville	yes		no
Versailles	yes		
Weatherby Lake	yes		

TABLE XVI RESOURCE RECOVERY V

Municipality	Private Recycling Facilities in City	Who Operates Private Facilities in City	Items Collected by Private Facilities in City	Private Recycling Facilities in County	Who Operates Private Facilities in County	Items Collected by Private Facilities in County
Over 10,000						
Ballwin	no			yes	other municipalities	
Berkeley	no			yes	Fred Weber Landfill	all recyclable material
Blue Springs				yes	City of Independence	all recyclables
Clayton	no			no		
Florissant	no					
Fulton	yes	Kingdom Projects	paper, plastic, steel, cardboard, aluminum, cooper, brass, oil	yes	Kingdom Projects	
Grandview				no		
Hazelwood	no			no		
Independence	yes	private businesses	scrap metal and paper	yes		
Jackson	no			yes		
Jennings	no			yes		
Joplin	no			no		
Kennett	no					
Kirksville	yes	Westar Recycling	Metals, paper, appliances	no		
Kirkwood	no			yes		
Lake St. Louis	no					
Liberty	no			yes	private business	
Marshall	no			no		
Mexico				yes	Central Metals	metals, old cars, refrig, stoves, washer, dryers
Moberly	no			no		
Nixa	no			no		
O'Fallon	no			yes	City of St. Peters	
Rolla	no			yes	Didion-Orf Recycling	
Sikeston	yes	Paul's Inc.	metal	no		
St. Joseph	yes					
St. Peters	no			no		
Town & Country	no			yes	City of Kirkwood	paper, cardboard, glass, metal, plastic
University City	no			yes	Earth Circle, Resource Management, WITS	
Wentzville	yes	St. Charles County		yes	County	

TABLE XVI RESOURCE RECOVERY V

Municipality	Private Recycling Facilities in City	Who Operates Private Facilities in City	Items Collected by Private Facilities in City	Private Recycling Facilities in County	Who Operates Private Facilities in County	Items Collected by Private Facilities in County
West Plains	no			no		
Wildwood	no			yes	City of Kirkwood City	
5,000-10,000						
Bolivar	yes	Enterprises Unlimited	cardboard, aluminum	yes		tires
De Soto	yes	owner	aluminum/tin/copper/newspaper/magazine/cardboard/glass/plastic/batteries/starters	no		
Festus	no			no	private hauler responsible	
Glendale	no			yes	private firms	
Kearney	no			no		
Ladue	no			unknown		
Maplewood	no			yes	City of Kirkwood, and private contractors	the usual items recycled
Monett	yes	Monett Shelter Workshop	aluminum, cardboard	no		
Nevada	no			no		
Normandy	yes	St. Ann's Church recycles paper and magazines				
Park Hills	no			yes	St. Francois County	
Pleasant Hill	no					
Republic	no			no		
Richmond Heights	no			no		
Shrewsbury	no			yes		
Smithville	no					
Trenton	yes	Hope Haven Industries	plastic, paper, cardboard, metal, glass	no		
Union	no			yes	private company	
Valley Park	no			yes		
Weldon Spring				yes	City of St. Peters	
Under 5,000						
Airport Drive	no			yes	City of Joplin	
Alba	no			yes	private facilities	cardboard, tires
Albany	yes					
Alton				yes		metals
Ash Grove	no					
Ashland	no					
Ava	yes			no		

TABLE XVI RESOURCE RECOVERY V

Municipality	Private Recycling Facilities in City	Who Operates Private Facilities in City	Items Collected by Private Facilities in City	Private Recycling Facilities in County	Who Operates Private Facilities in County	Items Collected by Private Facilities in County
Avondale	no			yes		
Bellflower	no			no		
Bernie	no					
Blackwater	no			no		
Bland	no			yes		
Bloomfield	no			yes	private owners	
Bonne Terre	no			no		
Brashear	no			yes	private	glass, plastic, aluminum, paper
Braymer	no					
Buffalo	no			no		
Cassville	no			no		
Chilhowee	no			yes		paper, cardboard, aluminum and tin
Crystal City	no			yes		
Desloge	no			no		
Edina	no			no		
Everton	no			yes		glass, paper, etc
Farber				yes	Handi-Shop	glass, aluminum, cardboard, newsprint, plastic
Fremont Hills				yes		
Gerald	no					
Glasgow	no			no		
Goodman				yes		
Gower	no					
Granby				no	Neosho Transfer Station	cardboard, plastics, newspapers
Green City	no			yes		clothing, glass, aluminum, newspapers, plastics, cardboard
Greenfield	yes	American Disposal	Tin, aluminum cans, newspaper, plastic, magazines	no		
Hallsville	yes	Boone County		yes		various
Hartville	no			yes	B&R Recycling	white goods/metal
Hawk Point						
Hayti	no			no		
Henrietta				yes	Ideal Industries	newspaper, aluminum
Herculaneum				yes		
Hermann	no			no		
Hermitage	yes	private company	metal	yes	private	metal

TABLE XVI RESOURCE RECOVERY V

Municipality	Private Recycling Facilities in City	Who Operates Private Facilities in City	Items Collected by Private Facilities in City	Private Recycling Facilities in County	Who Operates Private Facilities in County	Items Collected by Private Facilities in County
Higginsville	yes	residential trash collector	plastic, tin and aluminum	no		
Hillsboro	no			no		
Holden	yes			no		
Hollister	no			no		
Kahoka	yes	Industrial Opportunities, Inc.				
Keytesville	no			no		
Kidder	yes	Clinco, Cameron MO		no		
King City	no			no		
Lake Ozark	yes	Waste Watchers				
Lake Waukomis	no					
Lamar	no			yes	Allied	Plastics 1&2, newspapers, aluminum
LaMonte	no					
Lathrop	no			yes		
Laurie	no			yes	various privately owned	used oil, cans, plastic bottles, glass, appliances, newspapers, aluminum
Lexington	no			no		
Licking	no			yes	Fisher Recycling	
Maysville	no			no		
Memphis	no			no		
Miller	yes		appliances, wire, metal, batteries	no		
Montgomery City	no			no		
Morrisville	no			yes	privately owned	paper, cardboard, milk jugs, glass, tin, aluminum
Mountain View	yes	C&M Recycling	alum., copper, brass, lead	yes	West Plains Recycling	scrap iron, white goods, alum., copper, brass, lead
New Bloomfield	no			yes	Kingdom Projects	
New Melle	yes	catholic church-school		yes		
Norwood Court	no					
Odessa	no			no		
Pagedale				yes		
Palmyra	no			no		
Paris				yes	Workshop in Monroe City	plastic and paper

TABLE XVI RESOURCE RECOVERY V

Municipality	Private Recycling Facilities in City	Who Operates Private Facilities in City	Items Collected by Private Facilities in City	Private Recycling Facilities in County	Who Operates Private Facilities in County	Items Collected by Private Facilities in County
Pevely	no			no		
Platte City	yes		drop off for cardboard and office paper	yes	Deffenbaugh	paper, plastic, aluminum, tin
Portageville	no			yes	Pemiscot County Transfer Station	tires, aluminum, cardboard, plastic, newsprint
Princeton	no			no		
Purcell	no			yes		
Rock Port	no	American Recycling & Sanitation	plastic, tin, aluminum, paper	no		
Savannah	no			no		
Scott City	no			no		
Seligman	no			no	Aluminum - Junk etc.	
Skidmore	no			yes	Williams Recycling	aluminum cans
Smithton	no			yes	City of Sedalia	
South Greenfield	no			yes	Lawrence County & Miller	
Sparta	yes		paper, newsprint, cardboard, tin, aluminum, plastic			
St. Clair	no					
St. George				yes		
St. James	no			yes	City of Rolla	
St. Robert	no		metal only	yes	Fort Leonard Wood	
Ste. Genevieve	no			yes	private	scrap iron
Steele	no					
Stewartsville	no			yes	Clinco	cardboard, glass, plastic, cans, magazines, newspapers, junk mail
Stockton	yes	volunteer organization		no		
Strasburg	no			no		
Sugar Creek	no			no		
Sweet Springs	no			no		
Taos	yes	New Horizons				
Thayer	yes	G&T Recycling	cans, refrigerators, washers, stoves, dryers, old vehicles	no		
Unionville	no			no		
Van Buren	no			no		
Versailles	no			no		
Indian Point (Vil)				yes		aluminum cans, paper

TABLE XVI RESOURCE RECOVERY V

Municipality	Private Recycling Facilities in City	Who Operates Private Facilities in City	Items Collected by Private Facilities in City	Private Recycling Facilities in County	Who Operates Private Facilities in County	Items Collected by Private Facilities in County
Vinita Park	no			yes		
Wardsville	yes		paper, cardboard	yes	New Ward Recycling	
Warsaw	yes	local solid waste vendor	aluminum			
Warson Woods				yes	St. Louis Co	
Weatherby Lake	no			yes	Mid-America Reg. Council	
Weston	no			no		
Winona	no			no		

TABLE XVII COMPOSTING

Municipality	Operate Compost Facility	Reason For Not Composting	Use of Compost	Compost Equipment
Over 10,000				
Bellefontaine Neighbors	yes			
Berkeley	yes		municipal uses, given to municipal residents	giant leaf vac machine
Blue Springs	no			
Clayton	yes		municipal uses, sold by the load	
Fulton	yes		municipal uses, given to municipal residents at no charge	wheel loader, tub grinder
Gladstone	no	private operation already exists		
Grandview	no	contract with Kansas City		
Hannibal	no	yard waste accepted by local cement plant		
Hazelwood	yes		municipal uses, given to municipal residents at no charge	
Independence	no	private operation already exists		
Jackson	no	insufficient revenues		
Jefferson City	yes		sold	
Jennings	no			
Joplin	yes		given to municipal residents at no charge	compost turner, screen
Kennett	yes		given to municipal residents at no charge	compost turner
Kirksville	no			
Kirkwood	no	private operation already exists		
Lake St. Louis	no	private operation already exists		
Liberty	no	private hauler		
Marshall	yes		municipal uses, given to municipal residents at no charge	tractor and compost turner
Maryland Heights	no			
Maryville	yes		given to municipal residents at no charge	tractor and compost turner
Mexico	yes		municipal uses, given to municipal residents at no charge	street dept. equipment - backhoe and skid loader
Moberly	yes		municipal uses	
Nixa	yes		municipal uses, given to municipal residents at no charge	
Overland	no	private operation already exists		
Poplar Bluff	no	not used		
Raymore	no			
Rolla	yes		municipal uses, given to municipal residents at no charge	front loader, tub grinder
Sedalia				

TABLE XVII COMPOSTING

Municipality	Operate Compost Facility	Reason For Not Composting	Use of Compost	Compost Equipment
Sikeston	yes		municipal uses, given to municipal residents at no charge	
St. Joseph	yes			loader, windrow turner
St. Peters	yes		municipal uses, given to municipal residents at no charge, sold	tub grinder, loader, skid steer, windrow turner, tractor
Town & Country	no	private operation already exists		
University City	yes		given to municipal residents at no charge, sold \$6.00 per cubic yard	
Wentzville	no	insufficient revenues, private operation already exists		
West Plains	yes		given to municipal residents at no charge	use wheel loader to turn compost
Wildwood	yes	private operation already exists through waste hauler	sold	
5,000-10,000				
Bolivar	yes		given to municipal resident at no charge	wheel loader
Bowling Green	yes		municipal uses, given to municipal residents at no charge	
Clinton	yes		given to municipal residents at no charge	
De Soto	no	included in waste contract - once a month		
Festus	no	private operation already exists		
Glendale	no			
Harrisonville	no	private operation already exists		
Kearney	yes		given to municipal residents at no charge	contract grinder and dozers
Ladue	yes		municipal uses, given to municipal residents at no charge	
Macon	yes		given to municipal residents at no charge	
Maplewood	yes			
Monett	yes		municipal uses, sold \$5.00/2.5 per cubic yard	compost screener, compost turner, lease tractor
Nevada	no			
Normandy	yes		municipal uses, given to municipal residents at no charge	
Ozark	no			
Park Hills	no	not used		
Pleasant Hill	no	insufficient revenues		
Republic	no	insufficient revenues		
Richland	yes		municipal uses, given to municipal residents at no charge	chipper, front-end loader
Richmond Heights	yes		municipal uses, given to municipal residents at no charge	tub grinder
Shrewsbury	no	not used		

TABLE XVII COMPOSTING

Municipality	Operate Compost Facility	Reason For Not Composting	Use of Compost	Compost Equipment
Smithville	no			
St. John	no	limb waste is chipped into mulch		
Sunset Hills	no	private operation already exists		
Trenton	no			
Union	no	hauler picks up 2x month		
Valley Park	no	private operation already exists		
Warrenton	no			
Under 5,000				
Adrian	yes		given to municipal	Have chipper - chip tree limbs upon request
Airport Drive	no	can burn within village limits		
Alba	no	insufficient revenues		
Albany	no	insufficient revenues		
Alma	no	not used		
Alton	no	insufficient revenues		
Annapolis	no	insufficient revenues, need information/technical		
Appleton City	yes		given to municipal residents at no charge	
Arcadia	no	need information/technical assistance		
Archie	no	city maintains large dumpster		contracted
Ash Grove	no	insufficient revenues		
Ashland	no	public operation in Columbia we haul to		large roll off container
Auxvasse	no	insufficient revenues		
Avondale	no	private operation already exists		
Baring	no			
Bates City	no			
Bellflower	no	insufficient revenues		
Bel-Nor	no	yard waste through trash hauler		
Benton	no	manpower		
Berger	no	insufficient revenues		
Bernie	no	not used		
Bertrand	no			
Bethany	yes		municipal uses, given to municipal residents	
Bethel	no	residents take care of their own		
Big Lake	no	insufficient revenues		
Billings	no			
Blackwater	no	insufficient revenues		
Bland	no	insufficient revenues, not used		
Bloomfield	no			
Bogard	no	insufficient revenues, not used		
Bonne Terre	yes		municipal uses, given to municipal residents at	existing

TABLE XVII COMPOSTING

Municipality	Operate Compost Facility	Reason For Not Composting	Use of Compost	Compost Equipment
Brashear	no	insufficient revenues, need information/technical assistance	no charge	
Buffalo	no	insufficient revenues		
Cassville	yes		given to municipal residents at no charge	
Chilhowee	no	insufficient revenues		
Collins	no	not used		
Corder	yes		burned	tractor and bucket
Crystal City	yes		given to municipal residents at no charge	
Curryville	no			
Desloge	no	not used		
Doolittle	no	not used		
Edina	yes		pick up brush and provide wood chips to residents	Vermeer BD 1230 brush chipper
Eminence	no	insufficient funds		
Everton	no	need information/technical assistance, insufficient revenues		
Farber	no	insufficient revenues		
Foristell	no	private operation already exists		
Freeburg	no	not used		
Fremont Hills	no	private operation already exists		
Frontenac	no			
Gallatin	yes		municipal uses, given to municipal residents at no charge	
Garden City	no			
Gerald	no	insufficient revenues		
Gideon	no	insufficient revenues		
Gilliam	no	insufficient revenues		
Glasgow	yes		municipal uses, given to municipal residents at no charge	
Goodman	no	need information/technical assistance		
Gower	no			
Granby	yes		given to municipal residents at no charge	
Green City	no			
Green Park	no			
Greendale	no			
Greenfield	yes		given to municipal residents at no charge	
Hallsville	no			
Hamilton	no	not used		
Hartville	no	insufficient revenues		
Hayti	no	not used		

TABLE XVII COMPOSTING

Municipality	Operate Compost Facility	Reason For Not Composting	Use of Compost	Compost Equipment
Henrietta	no	no place for a compost site		
Herculaneum	no	provided by trash company		
Hermann	yes		given to municipal residents at no charge	
Hermitage	no	little need		
Higginsville	yes		municipal uses, given to municipal residents at no charge	
Hillsboro	no	private operation already exists		
Holcomb	no	insufficient revenues		
Holden	no			
Hollister	no	insufficient revenues		
Humansville	yes		municipal uses, given to municipal residents at no charge	
Hunnewell	no			
Huntleigh	no	insufficient revenues		
Iberia	no	insufficient revenues		
Iron Mountain Lake	no	insufficient revenues		
Jamesport	no	insufficient revenues		
Jonesburg	yes		given to municipal residents at no charge	
Kahoka	no	insufficient revenues		
Keytesville	yes		given to municipal residents at no charge	chipper
Kidder	no	insufficient funds		none
Kimberling City	no			
King City	no	insufficient revenues		
Kingdom City	no	insufficient revenues		
Knob Noster	no	insufficient revenues		
Koshkonong	no	no burning space		
LaBelle	no	not used		
LaGrange	no	not used		
Lake Ozark	no			
Lake Tapawingo	no	private operation already exists		
Lake Waukomis	no	private operation already exists		
Lamar	yes		given to municipal residents at no charge	
LaMonte	no	not used		
Lanagan	no			
Laredo				
Lathrop	no	insufficient revenues		
Laurie	no	insufficient revenues		
Leadington	no			
Leadwood	no			
Lexington	yes		given to municipal residents at no charge	

TABLE XVII COMPOSTING

Municipality	Operate Compost Facility	Reason For Not Composting	Use of Compost	Compost Equipment
Licking	no			
Lincoln	yes		municipal uses, given to municipal resident at no charge	chipper
Linn Creek	no	insufficient revenues		
Lohman	no	insufficient revenues, no trash service operated		
Marceline	no	insufficient revenues		
Marionville	no			
Marlborough	no	no place to put it		
Marquand	no	insufficient revenues, unavailable personnel		
Martinsburg	no			
Maysville	no	insufficient revenues		
Memphis	yes		municipal uses, given to municipal residents at no charge	chipper
Merriam Woods	no			
Miller	no	insufficient revenues		
Miner	no	insufficient revenues		
Moline Acres	no	private operation already exists		
Montgomery City	yes		given to municipal residents at no charge	
Morehouse	no	insufficient revenues		
Morley	no	insufficient revenues		
Morrisville	no	insufficient revenues		
Moscow Mills	yes		municipal uses, given to municipal residents at no charge	grant for a chipper
Mountain View	yes		municipal uses, sold by the pickup load	bobcat and back hoe and dump trucks
Naylor	no			
Neelyville	no	insufficient revenues		
New Bloomfield	no	insufficient revenues		
New Florence	no	currently in grant process		
New Franklin	no	insufficient revenues		
New Hampton	no	need information/technical assistance		
New Haven	yes		given to municipal residents at no charge	chipper
New Melle	no	insufficient revenues		
Newtonia	no			
Niangua	no	insufficient revenues, not used		
Norborne	no	insufficient revenues		
North Kansas City	no	private operation already exists		
Northmoor	no	no facilities		

TABLE XVII COMPOSTING

Municipality	Operate Compost Facility	Reason For Not Composting	Use of Compost	Compost Equipment
Norwood Court	no	private operation already exists		
Novinger	no	insufficient revenues		
Oak Grove (V)	no			
Oakland	no	insufficient revenues		
Odessa	no	insufficient revenues		
Oran	no			
Oregon	no			
Orrick	no	insufficient revenues		
Osage Beach	no	not used		
Osceola	no	not used		
Palmyra	no			
Paris	no			
Peculiar	no	insufficient funds		
Pevely	yes		given to municipal residents at no charge	
Piedmont	no	not used		
Pine Lawn	no			
Platte City	yes		municipal uses	
Platte Woods	no	private operation already exists, insufficient revenues		
Plattsburg	no	insufficient revenues		
Polo	no	insufficient revenues		
Portageville	no	insufficient revenues		
Preston	no			
Princeton	yes		sold	already had equipment
Purcell	no	insufficient revenues		
Purdy	no			
Rock Port	yes		municipal uses, given to municipal residents at no charge	bobcat
Rockaway Beach	no			
Russelville	no	city does not have property available for this		
Salisbury	yes			
Sarcoie	no	insufficient revenues		
Savannah	yes		municipal uses, given to municipal residents at no charge	
Scott City	no			
Seligman	no	insufficient revenues		
Senath	no	insufficient revenues		
Seneca	no	insufficient revenues		
Shelbina	no	allow burning of small materials, city		

TABLE XVII COMPOSTING

Municipality	Operate Compost Facility	Reason For Not Composting	Use of Compost	Compost Equipment
		hauls brush		
Shelbyville	no	insufficient revenues		
Sheldon	no	insufficient revenues		
Skidmore	no	insufficient revenues, not used		
Smithton	no			
South Greenfield	no			
Sparta	no			
St. Clair	no	private operation already exists		
St. George	no	insufficient revenues		
St. James	no	insufficient revenues		
St. Martins	no	insufficient revenues		
St. Mary	no			
St. Paul	no	insufficient revenues		
St. Robert	no			
Stanberry	yes		given to municipal residents at no charge	none
Ste. Genevieve	no	in process of establishing one		
Steele	no	insufficient revenues		
Steelville	no			
Stewartsville	no	need information/technical assistance		
Stockton	yes		given to municipal residents at no charge	none
Stoutland	no	not used		
Stover	no	insufficient revenues		
Strasburg	no			
Sturgeon	no			
Sugar Creek	no	private operation already exists		
Sweet Springs	no			
Sycamore Hills	no	removed by contractor		
Syracuse	no	insufficient revenues, not used		
Taos	no	need information/technical assistance		
Tarkio	no			
Thayer	no			
Tipton	yes		municipal uses, given to municipal residents at no charge	grinder
Truesdale	no			
Union Star	no	insufficient revenues		
Unionville	no	insufficient revenues		
Uplands Park	no			
Urbana	no	need information/technical assistance		
Urich	no	insufficient revenues		
Van Buren	no			
Vandalia	collection facility			

TABLE XVII COMPOSTING

	only			
Municipality	Operate Compost Facility	Reason For Not Composting	Use of Compost	Compost Equipment
Velda City	no	not used		
Versailles	yes		given to municipal residents at no charge	
Vienna	no	insufficient revenues		
Village of Indian Point	no	not used		
Vinita Park	no	insufficient revenues		
Wardsville	no	individual		
Warsaw	yes		given to municipal residents at no charge	
Warson Woods	no	private operation already exists		
Washburn	no	insufficient revenues		
Weatherby Lake	no	insufficient revenues		
Wellsville	no	insufficient revenues		
Weston	yes			
Wheatland	no			
Wheaton	no	insufficient revenues		
Winchester	no			
Winona	no	need information/technical assistance		
Woodson Terrace	no	private operation already exists		
Wright City	yes		sold	
Wyaconda	no			
Wyatt	no	insufficient revenues		

SOLID WASTE MANAGEMENT PRACTICES QUESTIONNAIRE

Please complete and return by April 16, 2004 to:

**Missouri Municipal League
1727 Southridge Drive
Jefferson City, Missouri 65109
2/20/2004**

Municipality _____
Solid Waste District _____
Completed By _____

PART I - COLLECTION AGENCY

Please respond to questions in section A if your city has only municipal collection, respond to questions in section B if your city has only contract collection, and respond to questions in section C if your city has only private collection. If you have a combination of all types of services, please complete the questions in the entire section.

A. Municipal Collection (City owns and operates the collection system)

1. Is use of the municipal service mandatory for residents? ---Yes ---No
If no, what approximate percentage of residents use the service?

2. What was the collection charge in 1999? (For both questions, if charges are graduated, please include them below or on an attached sheet.)

\$ _____ residential \$ _____ commercial

What is the current collection charge? \$ _____ residential
\$ _____ commercial

3. What is the average size of crews? _____

4. What is the average number of pickups per day per crew in residential areas? _____

5. How many trucks are used exclusively for refuse collection? _____

6. Is refuse taken to a landfill or a transfer station? _____ landfill _____ transfer station

B. Contract Collection (The city has awarded a contract to one or more private haulers for collecting in specific areas according to specified practices)

1. Does the city have a contract arrangement with one or more haulers?
_____ Yes _____ No

2. (For both questions, if charges are graduated, please include them below or on an attached sheet.)
What was the collection charge in 1999? \$ _____ residential

\$ _____ commercial

What is the current collection charge? \$ _____ residential

\$ _____ commercial

3. Does the contract provide for mandatory collection from each residence? Yes No
If no, what percentage of residents use the service? _____%.

4. Does the contract provide for mandatory collection from each commercial?
establishment? ____ Yes ____ No

5. If there is a fee for refuse collection, does the city collect the bills for the hauler?
____ Yes ____ No

If yes, does the city charge an administrative fee for collecting the bills?

____ Yes ____ No

If yes, how much is the fee? \$ _____

6. Is insurance required for haulers? ____ Yes ____ No

If yes, what amount? \$ _____

7. Does the city require the hauler(s) to obtain a city license for each truck?

____ Yes ____ No

If yes, what is the annual fee for the license? \$ _____

8. Is refuse taken to a landfill or a transfer station? ____ landfill ____ transfer station

C. Private Collection (Collectors are licensed by the city but have few or no additional regulations placed upon them)

1. How many private haulers operate in you city? _____

2. Does the city regulate in any fashion the operation of private haulers?

____ Yes ____ No (If no, please go on to Part II)

3. Does the city charge a fee for an annual truck license? ____ Yes ____ No;

If yes, what amount? \$ _____

4. Does the city limit the number of licenses let to haulers? ____ Yes ____ No

If yes, what is the maximum number allowed? _____

5. Is insurance required for private haulers? ____ Yes ____ No

If yes, what amount? \$ _____

PART II - COLLECTION PRACTICES

(Note: If there are numerous practices, please respond in accordance with the most common practice.)

1. How frequent are refuse collections? Residential ____/ week; commercial ____/ week

2. Are special pickups (bulky wastes) made periodically for items not normally picked up?

____ Yes ____ No If yes, how many special pickups are conducted per year? _____

3. Where is refuse normally picked up in residential areas? (check as many as apply)

___ alley; ___ by garage; ___ behind house; ___ by curb; ___ other,

please specify _____

4. Where is refuse normally picked up in commercial areas? ___ alley; ___ back door; ___ curb; ___ other,

please specify _____

PART III - COLLECTION EQUIPMENT

1. Does your city have regulations and/or requirements for collection equipment (type of truck, maximum size, etc.)? ___ Yes ___ No

If yes, please specify _____

2. What type of vehicles are now being used? ___ packer-type; ___ open dump trucks;

___ other, please specify _____

3. Are certain specifications required for containers or bags? ___ Yes ___ No

If yes, please indicate specifications. ___ handles required; ___ certain size, please

Specify _____;

___ container cover required;

___ bags or containers only, please specify _____;

___ construction material of container or bag, please specify _____;

___ other, please specify _____

4. Does the city allow open burning of refuse? ___ Yes ___ No

If no, does your city have provisions for assessing fines for open burning?

___ Yes ___ No

5. Does the city allow open burning of yard waste? ___ Yes ___ No

PART IV – FINANCING

1. How are refuse collection costs paid for? ---charge based on usage; ___ flat fee levied against every household in city; ___ city pays for service; ___ other,

please specify _____

2. How are charges collected? ___ with utility bill; ___ with real estate tax bills; ___ separate monthly bill; ___ part of general revenue sources; ___ other,

please specify _____

If solid waste charges are collected with utility bills, is the solid waste charge a separate line item on the utility bill? ___ Yes ___ No

3. How are collection charges enforced? ___ discontinue pickups; ___ fines in municipal court; ___ other, please specify

4. Did the city subsidize the refuse collection system for the last fiscal year?

___ Yes ___ No

If yes, what was the amount of the subsidy? \$ _____

PART V – DISPOSAL

Please respond to questions in A if your city owns its own landfill and B if the landfill used to dispose of the city's solid waste is privately owned.

A. *Public Owned Landfills*

1. Does the city own its own state-permitted landfill? Yes No
2. What was your landfill charge in 1999? \$ per ton; \$ per cubic yard What is your current landfill charge? \$ per ton; \$ per cubic yard
3. Does your landfill have scales? Yes No
If no, are you planning to install them? Yes No
4. Does the city operate a transfer station? Yes No
If no, are you planning to open a transfer station? Yes No
5. Has the city joined with other governmental units to develop a landfill?
 Yes No
6. How did the city acquire the land for the landfill? purchase; donations; grant;
 other, please specify _____
7. Have other cities or private haulers contracted for disposal privileges?
 Yes No
8. Does city personnel manage and operate the landfill? Yes No
9. Do you contract out the management and operation of the landfill? Yes No
If yes, does the operator set the rates? Yes No
10. In owning and operating the landfill, has the city realized a profit or loss?
 profit; loss
How much profit (+) or loss (-) has been realized? \$ _____
11. How long do you expect the landfill to last? _____ years
If less than five years, are you presently planning for future disposal needs?
 Yes No
12. How have the Federal Subtitle D Landfill regulations affected your city landfill operations? upgrading required; contemplate closing existing landfill; will not open new landfill after existing landfill reaches capacity; increased tipping fees; no change; other, please specify _____
13. What is the estimated amount of closure and post-closure costs for the landfill?
\$ _____ closure;
\$ _____ post-closure

B. *Privately Owned Landfills*

1. What are the current rates for disposal in the landfill: ___per ton; ___per cubic yard; ___other, please specify_____
2. What were the 1999 rates for disposal in the landfill: ___per ton; ___per cubic yard; ___other, please specify_____
3. Please list the city permits that privately owned landfills must obtain before they are allowed to locate within the city limits.
4. How long do you expect the landfill you are now using to last?_____ If less than five years, are you presently planning for future disposal needs? ___Yes ___No
5. Is the landfill located in Missouri? ___Yes ___No

PART VI - RESOURCE RECOVERY

1. Does your municipality operate a recycling collection program? ___Yes ___No
If no, please indicate the reason(s) your municipality does not operate a recycling program. ___private operation already exists; ___insufficient revenues; ___not needed; ___need information/technical assistance; ___other, please specify
If yes, is the recycling collection program mandatory? ___Yes ___No
What materials are collected? ---glass; ---aluminum; ___cardboard; ___plastic; ___newsprint; ___other, please specify_____
2. Does your municipality operate a yard waste composting facility? ___Yes ___No
If no, please indicate the reason(s) your municipality does not operate a yard waste composting facility. ___private operation already exists; ___insufficient revenues; ___not used; ___need information/technical assistance; ___other, please specify
If yes, how is the compost produced by your facility used? ___municipal uses; ___given to municipal residents at no charge; ___sold, please specify amount \$_____
What equipment has the municipality acquired to operate the yard waste composting facility?
3. Do residents pay a special charge for using the municipal recycling collection program? ___Yes ___No
How is the charge assessed? What is the charge? \$_____
4. How many municipal employees are involved in the recycling collection program?
Please indicate the number of full-time and part-time employees. ___full-time; ___part-time
5. How much does it cost to operate the municipal recycling collection program? \$_____
6. How are recyclable items collected? ___curbside; ___central drop-off site(s); ___other, please specify_____
7. If curbside recycling pickup is provided, what is the frequency of the pickup?

What type of container(s) are required? _____
Who pays for the containers? ___city; ___customer What is the cost per container? \$_____

8. How have residents been made aware of the municipal recycling collection program?

___ flyer; ___ newspaper; ___ public meeting; ___ newsletter; ___ other,
please specify _____

9. Did the municipality receive outside technical assistance when developing its ~ recycling collection program?

___ Yes ___ No

If yes, from whom? _____

10. Did the municipality receive outside financial assistance? ___ Yes ___ No

If yes, from whom? _____

11. How much revenue does the municipal recycling collection program generate annually?

\$ _____

12. Have markets been located for all materials recovered by the municipal recycling collection program? ___ Yes ___ No

13. What recovered items does the city find most difficult to market?

14. If markets have not been found for certain recovered items, what is the city doing with these items?

15. Have local markets been secured for any recovered item(s) you collect?

___ Yes ___ No

Please list the recovered item(s) _____

16. What equipment has the municipality acquired to operate the recycling collection program? _____

What is the total cost to the municipality for equipment used in the recycling collection program? \$ _____

17. What have been the greatest obstacles in implementing the recycling collection program?

18. Are there private recycling facilities located within your municipality?

___ Yes ___ No

If yes, who operates these facilities? Please list the materials collected _____

19. Are there private recycling facilities not located within your municipality, but located within your county? ___ Yes ___ No

Who operates these facilities?

Please list the materials collected _____

20. Does the city have a policy of purchasing recycled products? ___ Yes ___ No

If yes, what recycled products does the city purchase? _____

Thank you for your assistance. We would appreciate receiving a copy of any ordinances and/or contracts or agreements pertaining to your city's refuse and recycling collection practices.